

1997

PRICELESS



You gotta start somewhere

KLUNKER

The original klunker, the limited-edition Klunker re-issue available today, and the 1997 Foshua 20 all enjoy the California sun in Gary's backyard.

A lot can happen in 23 years.

MO

Nickel

TIG welded cromoly

Cromoly with forged drop-outs

Shimano STX SGS RapidFire SL

Shimano Acera X with STX levers

Shimano STX front; STX 7-speed rear

Femco alloy, 36 hole

Duro knobby, 26 x 2.1

SIZES

COLOR

FRAME

FORK

DRIVETRAIN

BRAKES

HUBSET

RIMS

TIRES





7/9-VNHS01

- SIZES SM, MD, LG
- COLOR Yellow and Red
- FRAME Side butted 6061 T6 heat-treated aluminum mainframe and unified rear triangle
- FORK Rock Shox Judy SL, coil / MCU elastomer guts with oil damping, long travel and alloy steerer
- REAR SHOCK Rock Shox Super Deluxe with remote damping adjustment
- DRIVETRAIN Shimano XTR rapidfire SL
- BRAKES Shimano XTR V
- HUBSET White Tracker custom front, WhiteSpeed Racer Ti 8-speed rear
- RIMS Mavic 217, welded and machined, 32 hole
- TIRES WTB Velociraptor lazer kevlar 44 / 50

GARY'S TASTY TIDBIT

EVERYTHING
No holds barred.
The coolest parts
on the coolest frame.
Speaks for itself, really.

I would say, without a doubt, that this is the best bike built period.



RACEABLE
OUT OF THE BOX.

6/8-VNHS07

JOSHUA Z1

SM, MD, LG

Polished Aluminum

Side butted 6061 T6 heat-treated aluminum mainframe and unified rear triangle
Rock Shox Judy SL, coil / MCU elastomer guts with oil damping, long travel and alloy steerer

Rock Shox Super Deluxe with remote damping adjustment

Gripshift ESP 9.0 with Shimano XT

Shimano XT V with Shimano XT adjustable V brake levers

Fisher Ginzu Pro suspension front; Shimano XT 8-speed rear

Mavic 221, machined, 32 hole

WTB Velociraptor kevlar 44 / 50

SIZES

COLOR

FRAME

FORK

REAR SHOCK

DRIVETRAIN

BRAKES

HUBSET

RIMS

TIRES


BARY'S TASTY TIDBITS


WTB GREASEGUARD
HEADSET

Lightweight with
grease injection ports.
No muss, no fuss.

GRIPSHIFT ESP 9.0 CARBON

The lightest drive system made.
It's bitchin'.





ILLUSTRATION

SIZES	SM, MD, LG
COLOR	Sterling Mess with Brushed Aluminum rear triangle
FRAME	Side butted 6061 T6 heat-treated aluminum mainframe and unified rear triangle
FORK	Rock Shox Judy XC, coil / MCU elastomer guts with oil damping, long travel and alloy steerer
REAR SHOCK	Rock Shox Coupe Deluxe coil over with remote damping adjustment
DRIVETRAIN	Shimano XT rapidfire SL
BRAKES	Shimano M600 V with Shimano LX adjustable V brake levers
HUBSET	Fisher Ginzu Pro suspension front; Shimano LX 8-speed rear
RIMS	Mavic 221, machined, 32 hole
TIRES	WTB Velociraptor kevlar 44 / 50

GARY'S TASTY TIDBITS

SHIMANO SPD 535
The preferred clipless pedal system.

BONTRAGER BAR & STEM
Lightweight Thinkin' Man Bontrager stuff.

We worked with RockyShox and we're stoked about the remote-adjusting Coupe Deluxe rear shock on this bike

JOSHUA ZZ



JOSHUA X0

SM, MD, LG

Yellow with Red rear triangle

Side butted 6061 T6 heat-treated aluminum mainframe and unified rear triangle

Rock Shox Indy SL, coil / MCU elastomer guts, long travel and alloy steerer

Rock Shox Deluxe coil over

Shimano LX rapidfire SL

Shimano M600 V with Tekro V brake levers

Fisher Ginzu Team suspension front; Shimano STX RC 8-speed rear

Bontrager Maverick, 32 hole

WTB Velociraptor kevlar 44 / 50

SIZES

COLOR

FRAME

FORK

REAR SHOCK

DRIVETRAIN

BRAKES

HUBSET

RIMS

TIRES

GARY'S TASTY TIDBITS

LONG TRAVEL SUSPENSION
3 inches in front and 4 inches behind of terrain-gobbling suspension.

WTB VELOCIRAPTORS

Way cool tires.

6061 T6 HEAT-TREATED ALUMINUM
mainframe and unified rear triangle.

JOSHUA-12/13


GARY FIS



This year's Joshua continues to feature the best full-suspension geometry.
IF IT AIN'T BROKE, WHY FIX IT?



GARY FISHER



JOSHUA X1


- SIZES**
- COLOR**
- FRAME**
- FORK**
- REAR SHOCK**
- DRIVETRAIN**
- BRAKES**
- HUBSET**
- RIMS**
- TIRES**

SM, MD, LG
 Red Earth with Black Chrome rear triangle
 Side butted 6061 T6 heat-treated aluminum main; Butted true-temper Cromoly URT
 Manitou Pro. coil / elastomer guts, alloy steerer
 Rock Shox Deluxe coil over
 Gripshift ESP 5.0
 Shimano M600 Y with Tektro Y brake design levers
 Fisher Ginzu Team suspension front; Shimano Alivio 7-speed rear
 Bontrager Maverick, 32 hole
 WTB Primal Raptor, 26 x 2.1, 60 tpi front; 26 x 47 / 52, 60 tpi rear

DARY'S TASTY TIDBIT

SKIMP-FREE
 Although the least-expensive Joshua, the X1 still carries name-brand suspension products that you know and trust.

THE BRAVES ARE BETTER
 THAN ANYTHING WE HAD TWO YEARS AGO. *anything!*
 AND THE SHIFTING: *it's great, it's impeccable.*



6/18/01
Manitou created an ultralight 3.2 pound frame with a lifetime warranty.


SUPERCALIBER

SIZES	SM, MD, LG, XL
COLOR	Team Fade — Red and Yellow
FRAME	TIG welded Easton 6061 T6 heat-treated, double butted aluminum alloy
FORK	Manitou SX Ti, titanium spring, alloy steerer, 4 bolt crown
DRIVETRAIN	Shimano XT rapidfire SL
BRAKES	Shimano XT V
HUBSET	Fisher Ginzu Pro suspension front; Shimano XT 8-speed rear
RIMS	Mavic 217, welded and machined, 32 hole
TIRES	WTB Velociraptor laser kevlar 44 / 50

GARY'S TASTY TIDBIT

THIS BIKE RULES
It's got titanium stuff everywhere, from the fork springs to the saddle rails to the handlebar.





SIZES
COLOR
FRAME
FORK
DRIVETRAIN
BRAKES
HUBSET
RIMS
TIRES

SM, MD, LG, XL

Onyx Black

TIG welded Easton 6061 T6 heat-treated, double butted aluminum alloy
Rock Shox Indy SL, coil / MCU elastomer guts, alloy steerer and stanchions
Gripshift ESP 7.0

Shimano M600 V with Shimano LX adjustable V brake levers

Fisher Ginzu Team suspension front; Shimano LX 8-speed rear

Mavic 221, machined, 32 hole

WTB Velociraptor kevlar 44 / 50

GARY'S TASTY TIDBITS

GRIPSHIFT ESP 7.0
drivetrain is very lightweight
with ultra precise shifting.

ROCK SHOX INDY SL
Top fork in the new Indy series,
and the lightest of the lot.

FISHER GINZU PRO HUB
Oversize axle,
oversize skewer,
oversize connection
and exacting steering.

This is my lightweight concept bike, and it doesn't cost a fortune.
what a concept.

PARAGON

MONTARE

SIZES
SM, MD, LG, XL

BEAD BLAST

T16 welded 6061 T6 heat-treated aluminum alloy

Manitou Pro, coil / elastomer gabs, alloy steerer

Shimano STX RC 8-speed rapidfire

Shimano M600 V with Tektro V brake levers

Fisher Gimzu Team suspension front, Shimano LX rear

Bontrager Maverick, 32 hole

WTB Primal Raptor, 26 x 2.1, 60 psi front; 26 x 47 / 52, 60 psi rear

FRAME

FORK

DRIVETRAIN

BRAKES

HUBSET

RIMS

TIRES

GARY'S TASTY TIDBITS

NEW SEPARATE

SHIMANO STX RC

8-speed rapid fire shifters.

Pads control at your fingertips.

MANITOU PRO

Coil spring / elastomer gabs.

alloy steerer for light weight,

extreme rigidity by design.

FISHER HEX

FOAM GRIPS

Still the best.

COOL COMPONENTS FROM MANITOU AND SHIMANO.

*By the way, after this picture was taken,
I added 300 pedals to this bike.*

BONUS



BIG SUR

24 SPEEDS

for every addiction.

SIZES
SM, MD, LS, XL

COLOR
Matte Black

FRAME
TIG welded 6061 T6 heat-treated aluminum alloy

FORK
Rock Shox Iny C, coil / elastomer guts

DRIVE TRAIN
Gripshift SRT 400 with Shimano STX RC SGS derailleur

BRAKES
Shimano M500 V with Tekuro V brake levers

HUBSET
Fisher Ginzu Team suspension front, Shimano STX RC 8-speed rear

RIMS
Bontrager Maverick, 32 hole

TIRES
WTB Primal Rapter, 25 x 2.1, 60 psi front, 25 x 47 / 53, 60 psi rear

GARY'S TASTY TIDBITS

BONTRAGER
PLUS 10 SADDLE
Easy but comfy.

GRIPSHIFT SRT 400
Smooother slicker shifts.

ROCK SHOX BODY C
Braided new line,
hitchin' fork.



*All the bells
and whistles
and buzzards*

OF MY ALUMINUM BIKES,
FROM THE GUSSET TO THE
REPLACEABLE DERAILLEUR
HANGER TAB.

KAITAI

SM, MD, LG, XL

Matte Fern Green

TIG welded 6061 T5 heat-treated aluminum alloy

Rock Shox Quad 5, elastomer guts

Gripshift SRT 400 with Shimano Alivio derailleur

Shimano Alivio Cantilever with alloy levers, offset for Gripshift

alloy suspension DS front, Shimano Alivio rear

Benrager Maverick, 32 hole

WTB Primal Raptor, 25 x 2.1, 60 tpi front; 26 x 47 / 52, 60 tpi rear

GARY'S TASTY TIDBITS

SUCISO IMPUL 250

Lightweight crank with
renewable chainrings.

ANTI-CHAIN SUCK DEVICE

protects your frame
because chain suck does.

HIGH 200T FRAME

Low-ball price.

SIZES

COLOR

FRAME

YORK

DRIVETRAIN

BRAKES

HUBSET

RIMS

TIRES



THIS IS MY ENTRY-LEVEL ALUMINUM BIKE.

You're just entering at a higher level.



SIZES
COLOR
FRAME
FORK
DRIVETRAIN
BRAKES
HUBSET
RIMS
TIRES

SM, MD, LG, XL

Red Earth

TIG welded 6061 T6 heat-treated aluminum alloy

Cromoly butted

Gripshift SRT 400 with Shimano Alivio derailleur

Shimano Alivio Cantilever with alloy levers, offset for Gripshift

alloy suspension DS front; Shimano Alivio rear

Bontrager Maverick, 32 hole

WTB Primal Raptor, 26 x 2.1, 60 tpi front; 26 x 47 / 52, 60 tpi rear

GARY'S TASTY TIDBITS

QUICK CHANGE STEM

No excuses for an ill-fitting bike.

WTB PRIMAL RAPTOR

These tires bite. Hard.

TAIKAI

lighter, and significantly stronger.

STEEL 2012/9
THANKS TO REYNOLDS 853, WE CAN MAKE THIS STEEL FRAME

XCALIBUR

XS, SM, MD, LG, XL
Cream

Sequentially TIG welded Reynolds 853, double butted steel alloy
Rock Shox Judy XC, coil / MCU elastomer guts, oil damped, 65mm travel, alloy steerer
Gripshift XRAY 800 with Shimano XT
Shimano M800 V with Shimano LX adjustable V brake levers
Fisher Cinzu Pro suspension front: Shimano LX 8-speed rear
Mavic 221, machined, 32 hole
WTB Velociraptor kevlar 44 / 50

SIZES
COLOR
FRAME
FORK
DRIVETRAIN
BRAKES
HUBSET
RIMS
TIRES

GARY'S TASTY TIDBITS

REYNOLDS 853 TUBING
actually gets stronger
when it's heated,
opposite the norm.
Makes for strong,
true frames.


SHIMANO M800 V
Cool crank is cold-forged,
stiff and light, with
hard-anodized chainrings.

ROCK SHOX JUDY XC
One-piece lowers and
an alloy steerer tube.

Belle Marks is an artist and Gary's friend. She also rides a lot.
She is... well cool.







the quintessential Fisher bike.

SIZES XS, SM, MD, LG, XL

COLOR Bloodshot Red

FRAME True Temper sequentially TIG welded, triple butted Cromoly

FORK Rock Shox Indy XC, coil / MCU elastomer guts

DRIVETRAIN Gripshift SRT 400 with Shimano STX derailleur

BRAKES Shimano ME600 V with Tektro V brake levers

HUBSET Fisher Ginzu Team suspension front; Shimano STX RC 8-speed rear

RIMS Bontrager Maverick, 32 hole

TIRES WTB Primal Raptor, 26 x 2.1, 60 tpi front; 26 x 47 / 52, 60 tpi rear

H00 K00 E K00

DARYN'S FAVORITE FEATURES

BONTRAGER MAVERICK RIMS
are double-walled, welded and machined. Strong with smooth braking surfaces.

ROCK SHOX INDI XC
Coil spring / elastomer guts, extremely stiff one-piece lowers. Delivers righteous ride.

FISHER GINZU TEAM SUSPENSION HUB
Rigid connection of front wheel to fork.

Larger diameter down tube PUTS A LITTLE MORE



LENGTH AND A LITTLE MORE STIFFNESS

*where it's needed,
where your pedaling action is.*

SIZES XS, SM, MD, LG, XL

COLOR Matte White Sand

FRAME True Temper sequentially TIG welded triple butted Chromoly

FORK Chromoly butted

DRIVETRAIN Gripshift SRT 400 with Shimano STX derailleur

BRAKES Shimano M600 V with Tekro V brake levers

HUBSET alloy suspension DS front, Shimano STX RC 8-speed rear

RIMS Bontrager Maverick, 32 hole

TIRES WTB Primal Raptor, 26 x 2.1, 60 tpi front; 26 x 47 / 52, 50 tpi rear

AQUILA

GARY'S TASTY TIDBITS

AHEADSET SYSTEM

A more positive connection for precise steering.

SHIMANO M600 V BRAKE

The ultimate brake technology made affordable.

STEEL-32/33

A lot of what makes a Fisher frame superior is inside the tubing, which is a pain, because you have to show it with some little illustrations. (Illustration not included, but would include super gauge tube, internal stays, welded inserts and internal machining. See your imagination.)

MAMBA

XS, SM, MD, LG, XL

Matte Titanium

Sequentially TIG welded double butted Cromoly

Rock Shox Quad 5, elastomer guts

Gripshift SST 400 with Shimano Alivio derailleur

Shimano Alivio with alloy levers, offset for Gripshift

alloy suspension OS front, Shimano Alivio 7-speed rear

Weinmann 519, 32 hole

WTB Primal Raptor, 26 x 2.1 front, 26 x 47 / 52 rear

GARY'S TASTY TIDBITS

ROCK SHOX
QUADRA 5

Real suspension
at a real low price.

FISHER SPOON LEVER


Ergonomic design
to cinch you down tight.

OVERSIZE FRONT HUB

Adds steering precision.

- SIZES
- COLOR
- FRAME
- FORK
- DRIVETRAIN
- BRAKES
- HUBSET
- RIMS
- TIRES

GARY FISHER



It's like using skinny chopsticks:
you're going to pick up less rice.

short chainstays give you
improved traction,
and smaller-diameter tubing
picks up less mud.



SIZES
COLOR
FRAME
FORK
DRIVETRAIN
BRAKES
HUBSET
RIMS
TIRES

XS, SM, MD, LG, XL
Matte Red and Ballistic Blue
Sequentially TIG welded double butted Cromoly
Cromoly butted
Gripshift SRT 400 with Shimano Alivio derailleur
Shimano Alivio with alloy levers, offset for Gripshift
alloy sealed QR front, Shimano Alivio 7-speed rear
Weissmann 519, 32 hole
WTB Primal Raptor, 26 x 2.1 front, 26 x 1.7 / 52 rear

GARY'S TASTY TIDBITS

SHIMANO ALIVIO
Great components.
powerful new
brake design.

SUSPENSION-COMPATIBLE
Easily add a suspension fork
to improve performance without
compromising frame geometry.

ALSO AVAILABLE IN:
Ballistic Blue
with Yellow decals
outlined in Yellow.

TASSAJARA

MARLIN

SIZES
XS, SM, MD, LG, XL
COLOR
Black and Matte Fern Green
FRAME
Sequentially TIG welded full Cromoly
FORK
Cromoly butted

DRIVETRAIN
Gripshift SRT 400 with Shimano Alivis derailleur
BRAKES
Shimano Acera with alloy levers, offset for Gripshift
HUBSET
alloy sealed QR front Shimano Acera 7-speed rear
RIMS
Weinmann 519, 32 hole
TIRES
WTB Primal Rapier, 26 x 2.1 front 26 x 47 / 52 rear

GARY'S TASTY TIDBITS

WTB PRIMAL RAPIER
From Gary's favorite
bre guys.

STAINLESS STEEL SPOKES
Are strong, and they
won't oxidize.

MADE IN THE U.S.A.
where mountain
biking began.

ALSO AVAILABLE IN
Matte Fern Green (as shown)
with Black, decal painted
in Metallic Copper

the Gripshift SRT 400 clicks nice, *click click*, real sure and everything.

WAHOO

*Value value value,
blah blah blah*

Oh... And more value.



SIZES XS, SM, MD, LG, XL, SM-L, LG-L
COLOR Copper and Matte Bright Silver
FRAME TIC-welded Cromoly main tube
Cromoly
FORK Gripshift MRX 170 with Shimano Acera derailleur
DRIVETRAIN Shimano Altus with alloy levers, offset for Gripshift
BRAKES alloy sealed DR front, Shimano Alivio 7-speed rear
HUBSET Weinmann 519, 36 hole
RIMS Skinwall knobby, 26 x 1.95
TIRES

GADY'S TASTY TIDBITS

OVERSIZE HEADSET
1 1/2" - Real mountain bike performance.

U.S.-MADE WEINMANN 519 RIMS
The best quality inexpensive rims made.

GRIPSHIFT MRX170
New, shorter-reach front shifting.

ALSO AVAILABLE IN:
Matte Bright Silver with Red decals outlined in Black.

TEEL-36/37

W A H O O - U S A -

P.N.B. ushers in a new ritual:
The Chanoins of the Tires.

UTOPIA

SM, MD, LG, XL

Red Earth

T16 welded 6061 T6 heat-treated aluminum alloy

Cromoly

Gripshift SRT 450 IBS with Shimano Alivio derailleur

Shimano Acera with alloy levers, offset for Gripshift IBS

alloy sealed QR, OS front, Shimano Alivio 7-speed rear

Bontrager Maverick, 32 hole

Tioga City Slicker 2, 25 x 1.5

GARY'S TASTY TIDBITS

ALUMINUM FRAME

Light and fast.

GRIPSHIFT SRT 450

Integrated Brake / Shifter.

Efficient design.

small footprint.

SIZES

COLOR

FRAME

FORK

DRIVETRAIN

BRAKES


HUBSET

RIMS

TIRES

Enjoy
Coca-Cola





NIRVANA

SIZES XS, SM, MD, LG, XL

COLOR Retro Blue

FRAME Cromoly

FORK Cromoly

DRIVETRAIN Gripshift SRT 400 with Shimano Alivio derailleur

BRAKES Shimano Alivio with alloy levers, offset for Gripshift

HUBSET alloy sealed QR front, Shimano Acera 7-speed rear

RIMS Weinmann 519, 32 hole

TIRES Tioga City Slicker 2, 26 x 1.5

True Temper sequentially TIG welded double butted Cromoly

Gripshift SRT 400 with Shimano Alivio derailleur

Shimano Alivio with alloy levers, offset for Gripshift

alloy sealed QR front, Shimano Acera 7-speed rear

Weinmann 519, 32 hole

Tioga City Slicker 2, 26 x 1.5

GARY'S TASTY TIDBITS

LARGER GEARING
is more appropriate
for road riding.

CITY SLICKER 2 TIRES
Roll with it.

CROMOLY FRAME
True-temper,
double-butted.





"so Gary, why the hell did you drop all the hybrid bikes?"

because i've got something better: Sport Utility Bikes.

ALFRESCO

SM, MD, LG, XL, SM-L

Onyx Black

TIG welded full Cromoly

Cromoly

Shimano Nexus with internal 7-speed rear hub

Shimano internal roller rear. Altus cantilever front

alloy sealed QR front. Shimano Nexus 16T rear

Weinmann 519, 36 hole

Tiagra City Slicker 2, 26 x 1.5

GARY'S TASTY TIDBITS

SHIMANO NEXUS

Internal 7-speed rear hub.

Isn't it clean?

FULL-LENGTH

CHAIN GUARD

Keeps the goo

off of you.

GETTING COFFEE

has never looked so fun.

SIZES

COLOR

FRAME

FORK

DRIVETRAIN

BRAKES

HUBSET

RIMS

TIRES



CLEARANCE 14'4"

6 MINUTE
RED LIGHT

SPEED
LIMIT
25



S.U.B. 44/45

more environmentally-friendly
than the fossil fuel-pulping beast
parked in your driveway.

- SIZES
- COLOR
- FRAME
- FORK
- DRIVETRAIN
- BRAKES
- HUBSET
- RIMS
- TIRES

X.S. SM. MD. LG. XL. SM-L. LG-L
Ballistic Blue
TIG welded full cromoly
Cromoly
Gripshift MRX 170 with Shimano Acera dérailleur
Shimano Altus with alloy levers, offset for Gripshift
alloy sealed QR front. Shimano RH40 7-speed rear
Weinmann 519, 36 hole
Tioga City Slicker 2.25 x 1.5

GARY'S TASTY TIDBITS

- ALL CROMOLY**
Frame and fork.
No heavy pipe.
- U.S.-MADE**
By real tax-paying
American craftspeople.
- DUAL DENSITY PEDALS**
Friendly non-slip pedals.
Put your feet here and go.

ZEBRANO

MT JAM

MT JAM'S BARY BROTHER.

Set you to the top and down again.

11.5" frame / 24" wheel

Chrome

TIG welded

RST 161 coil spring / elastomer guts

Gripshift MRX 170 with Shimano Tourney derailleur

Alloy cantilever

Weinmann 519

Blackwall knobby

GARY'S TASTY TIDBITS

RST FRONT

SUSPENSION FORK

A real deal mountain bike with a hot shock.

BAR ENDS

The true deal.

SIZES

COLOR

FRAME

FORK

DRIVETRAIN

BRAKES

RIMS

TIRES

MT JAM



shiny little beasts that rule.

TYRO

11.5" frame / 24" wheel

Black and Purple

Ti6 welded

Gripshift MRX 170 with Shimano Tourney derailleur

Alloy cablelever

Weinmann 519

Blackwall knobby

SIZES

COLOR

FRAME

DRIVETRAIN

BRAKES

RIMS

TIRES

GARY'S TASTY TIDBITS

SHIMANO
DRIVETRAIN
We don't skimp.

WEINMANN 519
ALLOY RIMS
For solid braking
performance.





The coolest and fastest way
to get from here

SIZES
COLOR
FRAME
DRIVETRAIN
BRAKES
RIMS
TIRES

11.5" frame / 20" wheel
Blue and Matte Teal
TIS welded
Shimano Journey with Gripshift MRX 160
Alloy castilever
Weinmann 519
Blackwall knobby

GARY'S TASTY TIDBITS

CASTLEVER
BRAKES
short stops.

REAL CHAIR
KIDS' COACHES
keep the chain
in check.

to here.

SHORTCUT

(THE MECHANICS ARE PROBABLY RACING THESE OUT BACK OF YOUR LOCAL BIKE SHOP RIGHT NOW.)

MINNOSAURUS

11.5" frame / 20" wheel

Red and Pink

TIG welded

Coaster

Chrome steel

Dinosaur tread

SIZES

COLOR

FRAME

BRAKES

RIMS

TIRES

GABY'S TASTY TIDBITS

DINOSAUR
TREAD TIRES—
very cool indeed.

DINOSAUR
GRAPHICS—
complete the look.

DOWNHILL-
STYLE
HANDLEBARS—
get kids going in
the right direction.



SIZES
COLOR
FRAME
BRAKES
RIMS
TIRES

compact frame / 16" wheel
Blue and Pink
TIG welded
Coaster
Chrome steel
Camp III

GABY'S TASTY TIDBITS

PAD SET
protect the little
wee ones.

Be the Lizard King or Queen.

MUDPUPPY

BBD**BOTTOM BRACKET WOOD**

The distance from the center of the bottom bracket to a straight line drawn through the wheel axle. The greater the Bottom Bracket Drop, the lower the center of gravity is to the bike, and the better the handling.

BBH**BOTTOM BRACKET HEIGHT**

Measured vertically from the ground to the center of the bottom bracket. Bottom Bracket Height expresses the clearance of the frame. A higher bottom bracket means that you can get over more stuff.

CL**CRANK LENGTH**

Measured from bottom bracket to pedal center. Changes by frame size when different length cranks are available. Crank length determines the pedaling diameter. It is important to match your crank length with the length of your legs. Longer legs use a bigger crank rather than shorter legs.

CP**COCKPIT**

The actual distance between the seatpost (measured along a horizontal line at the headtube), to the seat tube. It is quite literally the spot you do your thing when you do your thing. As presented in our chart, this shows the range that can be created on this size of Fisher bike with the Quick-Change stem stocked by your Fisher dealer.

MAX CP**MAXIMUM COCKPIT**

The longest cockpit that can be created on this size of Fisher bike by using a stem of the same style 30mm longer than stock, as the longest available in that stem, whichever is longer. For best handling, we recommend that you do not use a stem greater than 30mm longer than stock.

MIN CP**MINIMUM COCKPIT**

The shortest cockpit that can be created on this size of Fisher bike by using a 30mm stem with the same rise. Of course, you can always use a higher or lower rise stem to change your weight bias on the bike.

CSL**CHAIN STAY LENGTH**

Measured from the center of the bottom bracket to the center of the rear axle. Shorter Chain Stays with more responsive stitching, longer Chain Stays provide added stability.

HA**HEAD ANGLE**

The angle of the head tube to the ground. (This measurement is shown with sag on bikes with suspension.) Head Angle affects steering quickness. The steeper (higher number) the angle, the quicker the steering.

HTL**HEAD TUBE LENGTH**

The distance between the upper part of the headset and the lower part of the headset. Affects the top bar height relative to the saddle height.

R**RAKE**

The perpendicular distance from a line drawn through the head tube to the center of the front axle.

Rake is fixed with Head Angle, just as the trail.

SL**STEM LENGTH**

The length of the stem from the center of the headtube to the center of the master tube. Stem length is a factor in the cockpit equation.

STA**SEAT TUBE ANGLE**

The angle of the seat tube to the ground. (This measurement is shown with sag on bikes with suspension.) This is part of the magic of a Fisher bike. The Seat Tube Angle on Fisher bikes changes from size to size. This is important because the Seat Tube Angle affects the rider's position over the pedals, and weight bias on the frame.

TT**EFFECTIVE TOP TUBE LENGTH**

The length measured along an imaginary horizontal line drawn between the center of the head tube at the bottom of the headset to the center of the seat tube. Top Tube length is a factor in the rider cockpit equation.

T**TRAIL**

The horizontal distance on the ground between a line extended from the center of the head tube and a vertical line dropped from the front fork. Trail affects the stability of the steering system, and the feel of the steering. Long trail means a more stable steering feel, short trail gives you with more sensitive handling.

WB**WHEELBASE**

The distance between the center of the wheel axles. Longer wheelbase adds stability, a shorter wheelbase adds steering quickness.

**EM/FA SIZING MEANS EXACT MUSCLE / FRAME ASSOCIATION****I****INSEAN**

The vertical distance from the rider's crotch to the ground. Front length is measured as inseam. This measurement affects the choice of frame size and is linked to standover, crank length, and center-to-top measurements.

SO**STAND OVER**

The vertical distance from the ground to the middle point of the top tube. In all cases it is measured without sag for seat-mount screening. Crutch clearance over the top tube is what this measurement is about. The diameter you choose for a 28", starting 30" fitted is a -1" or a hard tail bike, and 1" or more as a fork.

GET FIT**MODEL(S)**

	JOSHUA 20			JOSHUA 21			JOSHUA 22			JOSHUA X0, X1			SUPERCALIBER				MONTARE, PARAGON				BIG SUR				
	SM	MD	LG	SM	MD	LG	SM	MD	LG	SM	MD	LG	SM	MD	LG	XL	SM	MD	LG	XL	SM	MD	LG	XL	
EM/FA SIZ.																									
SUSPENSION SAG	1/8"																								
SO																									
STANDOVER	(INCHES)																								
(without sag)	36.4	36.4	36.4	36.4	36.4	36.4	36.4	36.4	36.4	36.4	36.4	36.4	36.4	36.4	36.4	36.4	36.4	36.4	36.4	36.4	36.4	36.4	36.4	36.4	36.4
TT																									
EFFECTIVE TOP TUBE LENGTH	(INCHES)																								
	32.5	32.5	32.5	32.5	32.5	32.5	32.5	32.5	32.5	32.5	32.5	32.5	32.5	32.5	32.5	32.5	32.5	32.5	32.5	32.5	32.5	32.5	32.5	32.5	32.5
SL																									
STEM LENGTH	(INCHES)																								
	6	6	6	6	6	6	6	6	6	6	6	6	6	6	6	6	6	6	6	6	6	6	6	6	6
SA																									
STEM ANGLE	1																								
CP																									
COCKPIT LENGTH	(INCHES)																								
(with standard stem)	31.3	31.3	31.3	31.3	31.3	31.3	31.3	31.3	31.3	31.3	31.3	31.3	31.3	31.3	31.3	31.3	31.3	31.3	31.3	31.3	31.3	31.3	31.3	31.3	31.3
MIN CP																									
MINIMUM COCKPIT LENGTH	(INCHES)																								
(with standard quick change stem)	29.3	29.3	29.3	29.3	29.3	29.3	29.3	29.3	29.3	29.3	29.3	29.3	29.3	29.3	29.3	29.3	29.3	29.3	29.3	29.3	29.3	29.3	29.3	29.3	29.3
MAX CP																									
MAXIMUM COCKPIT LENGTH	(INCHES)																								
(with longest quick change stem)	33.3	33.3	33.3	33.3	33.3	33.3	33.3	33.3	33.3	33.3	33.3	33.3	33.3	33.3	33.3	33.3	33.3	33.3	33.3	33.3	33.3	33.3	33.3	33.3	33.3
CL																									
CRANK LENGTH	(INCHES)																								
	17.0	17.0	17.0	17.0	17.0	17.0	17.0	17.0	17.0	17.0	17.0	17.0	17.0	17.0	17.0	17.0	17.0	17.0	17.0	17.0	17.0	17.0	17.0	17.0	17.0
HTL																									
HEAD TUBE LENGTH	(INCHES)																								
	4.3	4.3	4.3	4.3	4.3	4.3	4.3	4.3	4.3	4.3	4.3	4.3	4.3	4.3	4.3	4.3	4.3	4.3	4.3	4.3	4.3	4.3	4.3	4.3	4.3
HA																									
HEAD ANGLE*	(DEGREES)																								
	71.5	71.5	71.5	71.5	71.5	71.5	71.5	71.5	71.5	71.5	71.5	71.5	71.5	71.5	71.5	71.5	71.5	71.5	71.5	71.5	71.5	71.5	71.5	71.5	71.5
STA																									
SEAT TUBE ANGLE*	(DEGREES)																								
	74.5	74.5	74.5	74.5	74.5	74.5	74.5	74.5	74.5	74.5	74.5	74.5	74.5	74.5	74.5	74.5	74.5	74.5	74.5	74.5	74.5	74.5	74.5	74.5	74.5
CSL																									
CHAIN STAY LENGTH	(INCHES)																								
	13.0	13.0	13.0	13.0	13.0	13.0	13.0	13.0	13.0	13.0	13.0	13.0	13.0	13.0	13.0	13.0	13.0	13.0	13.0	13.0	13.0	13.0	13.0	13.0	13.0
BBH																									
BOTTOM BRACKET HEIGHT*	(INCHES)																								
	13.1	13.1	13.1	13.1	13.1	13.1	13.1	13.1	13.1	13.1	13.1	13.1	13.1	13.1	13.1	13.1	13.1	13.1	13.1	13.1	13.1	13.1	13.1	13.1	13.1
BBD																									
BOTTOM BRACKET WOOD*	(INCHES)																								
	0.5	0.5	0.5	0.5	0.5	0.5	0.5	0.5	0.5	0.5	0.5	0.5	0.5	0.5	0.5	0.5	0.5	0.5	0.5	0.5	0.5	0.5	0.5	0.5	0.5
R																									
RAKE	(DEGREES)																								
	43.0	43.0	43.0	43.0	43.0	43.0	43.0	43.0	43.0	43.0	43.0	43.0	43.0	43.0	43.0	43.0	43.0	43.0	43.0	43.0	43.0	43.0	43.0	43.0	43.0
T																									
TRAIL	(INCHES)																								
	2.5	2.5	2.5	2.5	2.5	2.5	2.5	2.5	2.5	2.5	2.5	2.5	2.5	2.5	2.5	2.5	2.5	2.5	2.5	2.5	2.5	2.5	2.5	2.5	2.5
WB																									
WHEELBASE*	(INCHES)																								
	43.0	43.0	43.0	43.0	43.0	43.0	43.0	43.0	43.0	43.0	43.0	43.0	43.0	43.0	43.0	43.0	43.0	43.0	43.0	43.0	43.0	43.0	43.0	43.0	43.0
CT																									
CENTER TO TOP	(INCHES)																								
	23.0	23.0	23.0	23.0	23.0	23.0	23.0	23.0	23.0	23.0	23.0	23.0	23.0	23.0	23.0	23.0	23.0	23.0	23.0	23.0	23.0	23.0	23.0	23.0	23.0
I																									
RECOMMENDED FRAME RANGE	(INCHES)																								
(optimum to maximum)	33-41	33-41	33-41	33-41	33-41	33-41	33-41	33-41	33-41	33-41	33-41	33-41	33-41	33-41	33-41	33-41	33-41	33-41	33-41	33-41	33-41	33-41	33-41	33-41	33-41

*measured with sag

MODEL(S)
KAITAI, TAIKAI
XCALIBER
HOO KOO E KOO
AQUILA
MAMBA
MARLIN, TASSAJARA

EMPA SIZE	SUSPENSION SAC (mm)	SO STANDOVER (inches) (mm)	TT EFFECTIVE TOOL RIDE LENGTH (inches) (mm)	SL STEM LENGTH (mm)	SA STEM ANGLE (DEGREES)	CP COCKPIT LENGTH (inches) (mm)	MINCP MINIMUM COCKPIT LENGTH (inches) (mm)	MAXCP MAXIMUM COCKPIT LENGTH (inches) (mm)	CL CRANK LENGTH (mm)	HTL HEAD TUBE LENGTH (inches) (mm)	HA HEAD ANGLE* (DEGREES)	STA SEAT TUBE ANGLE* (DEGREES)	CSL CHAIN STAY LENGTH (inches) (mm)	BRH BOTTOM BRACKET HEIGHT* (inches) (mm)	BRD BOTTOM BRACKET DROP* (inches) (mm)	R RAKE (inches) (mm)	T TAIL (inches) (mm)	WB WHEELBASE* (inches) (mm)	CT CENTER TO TOP (inches) (mm)	I RECOMMENDED INDIAN RANGE (inches) (inches to maximum)
		284 215 218 218 218	214 214 214 214 214	214 214 214 214 214	15	26.0 26.0 27.0 27.0 27.0	26.0 26.0 26.0 26.0 26.0	27.0 27.0 27.0 27.0 27.0	170 170 170 170 170	574 470 470 470 470	31 215 215 215 215	34 34 34 34 34	28.5 28.5 28.5 28.5 28.5	264 264 264 264 264	170 170 170 170 170	15 15 15 15 15	218 218 218 218 218	470 470 470 470 470	294 - 219 - 215 - 213 - 213	

SM	MO	LG	XL	XS	SM	MO	LG	XL	XS	SM	MO	LG	XL	XS	SM	MO	LG	XL	XS	SM	MO	LG	XL	
214	215	218	218	214	214	214	214	214	214	215	215	215	215	215	215	215	215	215	215	215	215	215	215	215
704	693	704	704	704	704	704	704	704	704	704	704	704	704	704	704	704	704	704	704	704	704	704	704	704

XS	SM	MO	LG	XL	XS	SM	MO	LG	XL	XS	SM	MO	LG	XL	XS	SM	MO	LG	XL	XS	SM	MO	LG	XL
214	214	214	214	214	214	214	214	214	214	214	214	214	214	214	214	214	214	214	214	214	214	214	214	214
694	714	714	714	714	694	714	714	714	714	694	714	714	714	714	694	714	714	714	714	694	714	714	714	714

XS	SM	MO	LG	XL	XS	SM	MO	LG	XL	XS	SM	MO	LG	XL	XS	SM	MO	LG	XL	XS	SM	MO	LG	XL
214	214	214	214	214	214	214	214	214	214	214	214	214	214	214	214	214	214	214	214	214	214	214	214	214
704	714	714	714	714	704	714	714	714	714	704	714	714	714	714	704	714	714	714	714	704	714	714	714	714

XS	SM	MO	LG	XL	XS	SM	MO	LG	XL	XS	SM	MO	LG	XL	XS	SM	MO	LG	XL	XS	SM	MO	LG	XL
214	214	214	214	214	214	214	214	214	214	214	214	214	214	214	214	214	214	214	214	214	214	214	214	214
704	714	714	714	714	704	714	714	714	714	704	714	714	714	714	704	714	714	714	714	704	714	714	714	714

XS	SM	MO	LG	XL	XS	SM	MO	LG	XL	XS	SM	MO	LG	XL	XS	SM	MO	LG	XL	XS	SM	MO	LG	XL
214	214	214	214	214	214	214	214	214	214	214	214	214	214	214	214	214	214	214	214	214	214	214	214	214
704	714	714	714	714	704	714	714	714	714	704	714	714	714	714	704	714	714	714	714	704	714	714	714	714

XS	SM	MO	LG	XL	XS	SM	MO	LG	XL	XS	SM	MO	LG	XL	XS	SM	MO	LG	XL	XS	SM	MO	LG	XL
214	214	214	214	214	214	214	214	214	214	214	214	214	214	214	214	214	214	214	214	214	214	214	214	214
704	714	714	714	714	704	714	714	714	714	704	714	714	714	714	704	714	714	714	714	704	714	714	714	714

*measured with sag

MODEL(S)
WAHOO
UTOPIA
NIRVANA
ALFRESCO
ZEBRANO

EMPA SIZE	SO STANDOVER (inches) (mm)	TT EFFECTIVE TOOL RIDE LENGTH (inches) (mm)	SL STEM LENGTH (mm)	SA STEM ANGLE (DEGREES)	CP COCKPIT LENGTH (inches) (mm)	MINCP MINIMUM COCKPIT LENGTH (inches) (mm)	MAXCP MAXIMUM COCKPIT LENGTH (inches) (mm)	CL CRANK LENGTH (mm)	HTL HEAD TUBE LENGTH (inches) (mm)	HA HEAD ANGLE* (DEGREES)	STA SEAT TUBE ANGLE* (DEGREES)	CSL CHAIN STAY LENGTH (inches) (mm)	BRH BOTTOM BRACKET HEIGHT* (inches) (mm)	BRD BOTTOM BRACKET DROP (inches) (mm)	R RAKE (inches) (mm)	T TAIL (inches) (mm)	WB WHEELBASE* (inches) (mm)	CT CENTER TO TOP (inches) (mm)	I RECOMMENDED INDIAN RANGE (inches) (inches to maximum)
	217 214 214 214 214	213 213 214 214 214	171 171 171 171 171	15	27.2 27.2 27.2 27.2 27.2	26.6 26.6 26.6 26.6 26.6	27.2 27.2 27.2 27.2 27.2	171 171 171 171 171	574 470 470 470 470	31 215 215 215 215	34 34 34 34 34	28.5 28.5 28.5 28.5 28.5	264 264 264 264 264	171 171 171 171 171	15 15 15 15 15	219 219 219 219 219	470 470 470 470 470	267 - 215 - 212 - 210 - 210	

XS	SM	MO	LG	XL	XS	SM	MO	LG	XL	XS	SM	MO	LG	XL	XS	SM	MO	LG	XL	XS	SM	MO	LG	XL	
217	214	214	214	214	217	214	214	214	214	217	214	214	214	214	217	214	214	214	214	217	214	214	214	214	214
704	704	704	704	704	704	704	704	704	704	704	704	704	704	704	704	704	704	704	704	704	704	704	704	704	704

XS	SM	MO	LG	XL	XS	SM	MO	LG	XL	XS	SM	MO	LG	XL	XS	SM	MO	LG	XL	XS	SM	MO	LG	XL	
217	214	214	214	214	217	214	214	214	214	217	214	214	214	214	217	214	214	214	214	217	214	214	214	214	214
704	704	704	704	704	704	704	704	704	704	704	704	704	704	704	704	704	704	704	704	704	704	704	704	704	704

XS	SM	MO	LG	XL	XS	SM	MO	LG	XL	XS	SM	MO	LG	XL	XS	SM	MO	LG	XL	XS	SM	MO	LG	XL	
214	214	214	214	214	214	214	214	214	214	214	214	214	214	214	214	214	214	214	214	214	214	214	214	214	214
704	714	714	714	714	704	714	714	714	714	704	714	714	714	714	704	714	714	714	714	704	714	714	714	714	714

SM	MO	LG	XL	SM-L	XS	SM	MO	LG	XL	SM-L	XS	SM	MO	LG	XL	SM-L	XS	SM	MO	LG	XL	SM-L	XS	SM	MO	LG	XL
27.2	27.2	27.2	27.2	27.2	27.2	27.2	27.2	27.2	27.2	27.2	27.2	27.2	27.2	27.2	27.2	27.2	27.2	27.2	27.2	27.2	27.2	27.2	27.2	27.2	27.2	27.2	27.2
704	704	704	704	704	704	704	704	704	704	704	704	704	704	704	704	704	704	704	704	704	704	704	704	704	704	704	704

XS	SM	MO	LG	XL	XS	SM	MO	LG	XL	XS	SM	MO	LG	XL	XS	SM	MO	LG	XL	XS	SM	MO	LG	XL	
214	214	214	214	214	214	214	214	214	214	214	214	214	214	214	214	214	214	214	214	214	214	214	214	214	214
704	714	714	714	714	704	714	714	714	714	704	714	714	714	714	704	714	714	714	714	704	714	714	714	714	714

Joshua SPECIFICATIONS

JOSHUA Z0	JOSHUA Z1	JOSHUA Z2	JOSHUA X0	JOSHUA X1	MODEL
Yellow and Red	Polished Aluminum	Stirling Marz	Yellow and Red	Red Earth	COLOR
SM, MD, LG	SM, MD, LG	SM, MD, LG	SM, MD, LG	SM, MD, LG	SIZE
Side-buttet 6061 T5 heat-treated aluminum main-frame and rear triangle	Side-buttet 6061 T5 heat-treated aluminum main-frame and rear triangle	Side-buttet 6061 T5 heat-treated aluminum main-frame and rear triangle	Side-buttet 6061 T5 heat-treated aluminum main-frame and rear triangle	Side-buttet 6061 T5 heat-treated aluminum main-frame Crosby low-temper rear triangle	FRAME
Rock Shox July SL coil / MC3 elastomer, oil damped, long travel, alloy stems	Rock Shox July SL coil / MC3 elastomer, oil damped, long travel, alloy stems	Rock Shox July SL coil / MC3 elastomer, oil damped, long travel, alloy stems	Rock Shox July SL coil / MC3 elastomer, oil damped, long travel, alloy stems	Maxima Pro coil / elastomer, alloy stems	FORK
Rock Shox Super Deluxe with remote damping adjuster	Rock Shox Super Deluxe with remote damping adjuster	Rock Shox Super Deluxe with remote damping adjuster	Rock Shox Deluxe	Rock Shox Deluxe	REAR SHOCK
Oxyl King B07014052 sealed bearing	WB 95 Grease Guard Headset	TS 87x 65 alloy Headset	TS 87x 65 Headset	TS 87x 65 Headset	HEADSET
Shimano XT 24 / 34 / 44	Shimano XT 22 / 32 / 42	Sugino Inped 300, hard anodized chainrings, 20 / 30 / 42	Sugino Inped 300 20 / 30 / 42	Sugino Inped 250 16 / 24 / 42	CRANK
Shimano XT top swing	Shimano XT top swing	Shimano LX top swing	Shimano SX top swing	Shimano Alivio top swing	FRONT DERAILLEUR
Shimano XT SIS	Gripshift ESP 5.0	Shimano LX SIS	Shimano LX SIS	Gripshift ESP 5.0	REAR DERAILLEUR
Shimano XT rapidfire SL 8-speed	Gripshift ESP 300 8-speed	Shimano XT rapidfire SL 8-speed separate	Shimano LX rapidfire SL 8-speed separate	Gripshift ESP 300 7-speed	SHIFTER
Shimano XT 11-30, 8-speed	Shimano XT 11-30, 8-speed	Shimano Kryo 11-30, 8-speed	Shimano Kryo 11-30, 8-speed	Shimano Kryo 11-30, 7-speed	CASSETTE
Shimano Kryo	Shimano Kryo	Shimano Kryo	KMC Kryo	KMC Kryo	CHAIN
White Tracker custom	Fisher G2x Pro suspension	Fisher G2x Pro suspension	Fisher G2x Team suspension	Fisher G2x Team suspension	FRONT RIB
White Speed Race Ti 8-speed	Shimano XT 8-speed	Shimano LX 8-speed	Shimano STX 8-speed	Shimano Alivio 7-speed	REAR RIB
BT butted 1 1/2 SS, alloy nipples	BT butted 1 1/2 SS, alloy nipples	BT butted 1 1/2 SS	BT 1 1/2 SS	BT 1 1/2 SS	SPOKES
Navis 21, welded and machined, 32 hole	Navis 21, machined, 32 hole	Navis 21, machined, 32 hole	Buttaper Navis, machined, 32 hole	Buttaper Navis, machined, 32 hole	NIMS
WTB Velocripter 44mm x 44 / 50, 100 tpi	WTB Velocripter 44mm x 44 / 50, 100 tpi	WTB Velocripter 44mm x 44 / 50, 80 tpi	WTB Velocripter 44mm x 44 / 50, 80 tpi	WTB Pinned Raptor, 45 x 44 / 50, 80 tpi	FRONT TIRE
WTB Velocripter 44mm x 44 / 50, 100 tpi	WTB Velocripter 44mm x 44 / 50, 100 tpi	WTB Velocripter 44mm x 44 / 50, 80 tpi	WTB Velocripter 44mm x 44 / 50, 80 tpi	WTB Pinned Raptor, 45 x 42 / 50, 80 tpi	REAR TIRE
Shimano XT V	Shimano XT V	Shimano M100 V	Shimano M100 V	Shimano M100 V	BRAKES
Shimano XT	Shimano XT adjustable V lever	Shimano LX adjustable V lever	Tektex V brake design	Tektex V brake design	LEVER
Time ATC Drive axle	Shimano M125 SPD	Shimano M125 SPD	Shimano M125 SPD	metal cage w/ Fisher body	PEDALS
Buttaper butted 7, 102mm	Buttaper 23 Shimano, 102mm	Buttaper 100, 102mm	ATB alloy, 102mm	ATB alloy, 102mm	HANDLEBAR
Shimano	Buttaper aluminum, 7" dia, w/ Quick Change, 102mm	Buttaper aluminum, 7" dia, w/ Quick Change, 102mm	Direct alloy aluminum, 1 1/2" dia, w/ Quick Change	Direct alloy aluminum, 1 1/2" dia, w/ Quick Change	STEM
Fisher flex hi density foam	Fisher flex hi density foam	Fisher flex hi density foam	Fisher flex hi density foam	Gripshift seats	SEAT
WTB SST 8 coil, 230mm	WTB SST 8 coil, 230mm	WTB SST 1000 coil, 230mm	Buttaper Flex 10	Buttaper Flex 10	SADDLE
Spoxox Maroon, 102mm	Custom FN 301, 120mm	Custom FN 301, 120mm	alloy micro adjust, 120mm	alloy micro adjust, 120mm	SEATPOST
Buttaper suspension, 102mm	Fish Flex, 102mm	Fish Flex, 102mm	Fish Sticks, 102mm	Fish Sticks, 102mm	BAR ENDS
Remote damping adjuster	Remote damping adjuster	Remote damping adjuster	Replaceable downhill bumper	Replaceable downhill bumper	ANYTHING ELSE!
Replaceable downhill bumper	Replaceable downhill bumper	Replaceable downhill bumper	2 waterbottle bosses	2 waterbottle bosses	
2 waterbottle bosses	2 waterbottle bosses	2 waterbottle bosses			



SPECIFICATIONS **aluminum**

MODEL	SUPERCALIBER	PARAGON	MONTARE	BIG SUR	KAITAI	TAIKAI
COLOR	Team Fade - Red and Yellow	Grey Black	Red Black	Multi Black	White Fox Green	Red Earth
SIZES	SM, MD, LG, XL	SM, MD, LG, XL	SM, MD, LG, XL	SM, MD, LG, XL	SM, MD, LG, XL	SM, MD, LG, XL
FRAME	DC welded EASTON 6061 T5 heat-treated double butted aluminum alloy	TC welded EASTON 6061 T5 heat-treated double butted aluminum alloy	TC welded 6061 T5 heat-treated aluminum alloy	TC welded 6061 T5 heat-treated aluminum alloy	TC welded 6061 T5 heat-treated aluminum alloy	TC welded 6061 T5 heat-treated aluminum alloy
FORK	Machro SX R, 11 springs, MCS elastomers, alloy steerer, 4 bolt crown	Rock Shox Inly SX, coil / MCS elastomers, alloy steerer	Machro FX, coil / MCS elastomers, alloy steerer	Rock Shox Inly C, coil / elastomer	Rock Shox Dual C, elastomer	Crossly butted with forged dropouts
HEADSET	WTB 05 Granite Guard Aheadset	TS 05 05 alloy Aheadset	TS 05 05 alloy Aheadset	TS 05 05 Aheadset	TS 05 05 Aheadset	TS 05 05 Aheadset
CRANK	Shimano XT 22 / 30 / 42	Sugino Inpel 200, hard anodized chainrings, 20 / 30 / 42	Sugino Inpel 200 20 / 30 / 42	Sugino Inpel 200 20 / 30 / 42	Sugino Inpel 200 24 / 34 / 42	Sugino Inpel 200 24 / 34 / 42
FRONT DERAILLEUR	Shimano XT top swing	Shimano LX top swing	Shimano XT top swing	Shimano STX top swing	Shimano Alivio top swing	Shimano Alivio top swing
REAR DERAILLEUR	Shimano XT SGS	Gripshift ESP 7.0	Shimano XT SGS	Shimano STX RC SGS	Shimano Alivio GS	Shimano Alivio GS
SHIFTER	XT rapidfire SL 8-speed	Gripshift ESP 700 8-speed	Shimano STX RC rapidfire 8-speed separate	Gripshift SHT 400 8-speed	Gripshift SHT 400 7-speed	Gripshift SHT 400 7-speed
CASSETTE	Shimano XT 11-30 8-speed IS	Shimano HG50 11-30 8-speed	Shimano HG50 11-30 8-speed	Shimano HG50 11-30 8-speed	Shimano HG50 11-30 7-speed	Shimano HG50 11-30 7-speed
CHAIN	Shimano HG50	Shimano HG50	Shimano HG50	KMC HG50	KMC HG50	KMC HG50
FRONT HUB	Fisher Discs Pro suspension	Fisher Discs Pro suspension	Fisher Discs Team suspension	Fisher Discs Team suspension	alloy suspension DS	alloy suspension DS
REAR HUB	Shimano XT 8-speed	Shimano LX 8-speed	Shimano LX 8-speed	Shimano STX RC 8-speed	Shimano Alivio 7-speed	Shimano Alivio 7-speed
SPOKES	DT butted 15 / 4 SS alloy nipples	DT butted 15 / 4 SS	DT 15 SS	DT 15 SS	DT 15 SS	DT 15 SS
RIMS	Mavic 219, welded and machined, 32 hole	Mavic 219, machined, 32 hole	Bontager Maverick, machined, 32 hole	Bontager Maverick, machined, 32 hole	Bontager Maverick, machined, 32 hole	Bontager Maverick, machined, 32 hole
FRONT TIRE	WTB Velocripter laser kevlar 44 / 50, 100 tpi	WTB Velocripter kevlar 44 / 50, 60 tpi	WTB Primal Raptor, 26 x 2.1, 60 tpi	WTB Primal Raptor, 26 x 2.1, 60 tpi	WTB Primal Raptor, 26 x 2.1, 60 tpi	WTB Primal Raptor, 26 x 2.1, 60 tpi
REAR TIRE	WTB Velocripter laser kevlar 44 / 50, 100 tpi	WTB Velocripter kevlar 44 / 50, 60 tpi	WTB Primal Raptor, 26 x 4.7 / 52, 60 tpi	WTB Primal Raptor, 26 x 4.7 / 52, 60 tpi	WTB Primal Raptor, 26 x 4.7 / 52, 60 tpi	WTB Primal Raptor, 26 x 4.7 / 52, 60 tpi
BRAKES	Shimano XT V	Shimano HG50 V	Shimano HG50 V	Shimano HG50 V	Shimano Alivio	Shimano Alivio
LEVERS	Shimano XT	Shimano LX adjustable T lever	Tektro T brake design	Tektro T brake design	alloy Gripshift effect	alloy Gripshift effect
PEDALS	Shimano HG22 SPD	Shimano HG22 SPD	Shimano HG22 SPD	metal cage w/ Fisher toeclip	metal cage w/ Fisher toeclip	metal cage w/ Fisher toeclip
HANDLEBAR	Bontager 22.5 titanium 130cm	Bontager race 133cm	ATS butted alloy, 130cm	ATS alloy, 130cm	ATS alloy, 130cm	ATS alloy, 130cm
STEM	Bontager aluminum, 7" rise, w/ Quick Change 45cm	Cold forged alloy aluminum, 10" rise, w/ Quick Change 45cm	Cold forged alloy aluminum, 10" rise, w/ Quick Change 45cm	Discard alloy aluminum, 15" rise, w/ Quick Change	Discard alloy aluminum, 15" rise, w/ Quick Change	Discard alloy aluminum, 15" rise, w/ Quick Change
GRIP	Fisher Box N density foam	Gripshift kevlar	Fisher Box N density foam	Gripshift kevlar	Gripshift kevlar	Gripshift kevlar
SADDLE	WTB SSTX titanium rail, 220cm	Bontager Cyo 230cm, leather cover	Bontager Plus 10	Bontager Plus 10	Fisher "supersoft" foam	Fisher "supersoft" foam
SEATPOST	Custom FN 50t, 230cm	Custom FN 50t, 230cm	alloy micro adjust 230cm	alloy micro adjust 230cm	alloy micro adjust 230cm	alloy micro adjust 230cm
BAR ENDS	Bontager Race Lite Magnesium, 100cm	Fish fins, 105cm	Fish sticks, 105cm	Fish sticks, 105cm		
ANYTHING ELSE?	2 waterbottle bosses Replaceable derailleur hanger Anti Chain Suck Device	2 w/waterbottle bosses Replaceable derailleur hanger Anti Chain Suck Device	2 waterbottle bosses Replaceable derailleur hanger Anti Chain Suck Device	2 waterbottle bosses Replaceable derailleur hanger Anti Chain Suck Device	2 waterbottle bosses Replaceable derailleur hanger Anti Chain Suck Device	2 waterbottle bosses Replaceable derailleur hanger Anti Chain Suck Device



XCALIBER	HOO KOO E KOO	AQUILA	MAMBA	TASSAJARA	MARLIN	WAROO	MODEL
Color	Black/Red	Matte White/Sand	Matte Silver	Matte Red and Ballistic Blue	Black and Matte Fern Green	Copper and Matte Bright Silver	COLORS
XS, SM, MD, LG, XL	XS, SM, MD, LG, XL	XS, SM, MD, LG, XL	XS, SM, MD, LG, XL	XS, SM, MD, LG, XL	XS, SM, MD, LG, XL	XS, SM, MD, LG, XL, SM-L, LG-L	SIZES
IG welded Toptube 8 $\frac{1}{2}$ " double butted, steel alloy	True Tempur IG welded 1 $\frac{1}{2}$ " top butted Chromoly	True Tempur IG welded 1 $\frac{1}{2}$ " top butted Chromoly	IG welded double butted Chromoly	IG welded double butted Chromoly	IG welded full Chromoly	IG welded Chromoly mainframes	FRAME
Rock Shox Judy XC, coil / elastomer, air damped, Super Travel alloy shocker	Rock Shox Judy XC, coil / NCD elastomer, alloy shocklines	Cromoly butted with forged dropouts	Rock Shox Dead End elastomer	Cromoly butted with forged dropouts	Cromoly butted with forged dropouts	Cromoly with forged dropouts	FORK
TS SR1 85 alloy headset	TS SR1 85 headset	TS SR1 85 headset	Demore sealed	Demore sealed	Demore sealed	Demore sealed	HEADSET
Sigmas Ingot 200, hard anodized chainrings, 34T / 31 / 22	Sigmas Ingot 200 34T / 31 / 22	Sigmas Ingot 200 34T / 31 / 22	Shimano Alivio 34T / 31 / 22	Shimano Alivio 34T / 31 / 22	Shimano Alivio 34T / 31 / 22	Shimano Alivio 34T / 31 / 22	CRANK
Shimano LX top swing	Shimano STX top swing	Shimano STX top swing	Shimano Alivio top swing	Shimano Alivio top swing	Shimano Alivio top swing	Shimano Alivio top swing	FRONT DERAILLEUR
Shimano ST 30S	Shimano STX RC 30S	Shimano STX RC 30S	Shimano Alivio GS	Shimano Alivio GS	Shimano Alivio GS	Shimano Alivio GS	REAR DERAILLEUR
Gripholt SR1 800 8-speed	Gripholt SR1 400 8-speed	Gripholt SR1 400 8-speed	Gripholt SR1 400 7-speed	Gripholt SR1 400 7-speed	Gripholt SR1 400 7-speed	Gripholt SR1 400 7-speed	SHIFTER
Shimano HG50 11-30 8-speed	Shimano HG50 11-30 8-speed	Shimano HG50 11-30 8-speed	Shimano HG50 11-30 7-speed	Shimano HG50 11-30 7-speed	Shimano HG50 11-30 7-speed	Shimano HG50 11-30 7-speed	CASSIETTE
Shimano FC 32	KMC K32	KMC K32	KMC K32	KMC K32	KMC K32	KMC K32	CHAIN
Fisher Giza Tri suspension	Fisher Giza Tri suspension	alloy suspension DS	alloy suspension DS	alloy sealed DS	alloy sealed DS	alloy sealed DS	FROCK HOSE
Shimano LX 8 speed	Shimano STX RC 8-speed	Shimano STX RC 8-speed	Shimano Alivio 7-speed	Shimano Alivio 7-speed	Shimano Alivio 7-speed	Shimano HG50 7-speed	FLAR HOSE
BT 15 SS	BT 15 SS	BT 15 SS	BT 15 SS	BT 15 SS	15S SS	15S Padded	SPEAKERS
Maic 2x, machined, 32 hole	Eastage Maverick, machined, 32 hole	Eastage Maverick, machined, 32 hole	Winnans 29, 32 hole	Winnans 29, 32 hole	Winnans 29, 32 hole	Winnans 29, 32 hole	RIMS
WTB Velocity 44 / 32, 60 / 41	WTB Pivotal Raptor, 46 x 2.1, 60 / 41	WTB Pivotal Raptor, 46 x 2.1, 60 / 41	WTB Pivotal Raptor, 46 x 2.1	WTB Pivotal Raptor, 46 x 2.1	WTB Pivotal Raptor, 46 x 2.1	Shimano 1600, 46 x 1.95	FRONT TIRE
WTB Velocity 44 / 32, 60 / 41	WTB Pivotal Raptor, 46 x 2.1 / 32, 60 / 41	WTB Pivotal Raptor, 46 x 2.1 / 32, 60 / 41	WTB Pivotal Raptor, 46 x 2.1 / 32	WTB Pivotal Raptor, 46 x 2.1 / 32	WTB Pivotal Raptor, 46 x 2.1 / 32	Shimano 1600, 46 x 1.95	REAR TIRE
Shimano H100 Y	Shimano H100 Y	Shimano H100 Y	Shimano Alivio	Shimano Alivio	Shimano Alivio	Shimano Alivio	BRAKES
Shimano LX adjustable 7 lever	Index Y brake design	Index Y brake design	alloy Gripholt offset	alloy Gripholt offset	alloy Gripholt offset	alloy Gripholt offset	LEVER
Shimano M325 SPD	alloy cage w/ Fisher track	alloy cage w/ Fisher track	wood cage w/ Fisher track	wood cage w/ Fisher track	metal body w/ track	metal	PEDALS
Eastage 100 150mm, 120g	ATB alloy 150mm, 120g	ATB alloy 150mm, 120g	ATB alloy 150mm, 120g	ATB alloy 150mm, 120g	ATB alloy 150mm	ATB alloy 150mm	HANDLEBAR
Eastage 160mm, 7" rise, w/ Quick Change, 180g	Decat alloy 160mm, 7" rise, w/ Quick Change	Decat alloy 160mm, 7" rise, w/ Quick Change	ATB steel, 15" rise, w/ Quick Change	ATB steel, 15" rise, w/ Quick Change	ATB steel, 15" rise, w/ Quick Change	ATB steel, 15" rise	STEM
Gripholt 160mm	Gripholt 160mm	Gripholt 160mm	Gripholt 160mm	Gripholt 160mm	Gripholt 160mm	Gripholt 160mm	SEAT
Eastage 170, 212g, rubber cover	Eastage Plus 10	Eastage Plus 10	Fisher "supersoft" foam	Fisher "supersoft" foam	Fisher "supersoft" foam	Fisher "supersoft" foam	SEATPOST
Custom FH 120, 120g	alloy micro adjust 120g	alloy micro adjust 120g	Aluminum alloy micro adjust	Aluminum alloy micro adjust	Aluminum alloy micro adjust	Aluminum alloy micro adjust	BAR ENDS
Fish Plus, 100g	Fish Sticks, 100g	Fish Sticks, 100g					ANYTHING ELSE??
2 waterbottle bosses	2 waterbottle bosses	2 waterbottle bosses	2 waterbottle bosses	2 waterbottle bosses	2 waterbottle bosses	2 waterbottle bosses	
Anti Chain Lock Device	rack mounts	rack mounts	rack mounts	rack mounts			



SPECIFICATIONS **s.u.b.**

MODEL	UTOPIA	NIRVANA	ALFRESCO	ZEBRANO
COLOR	Red Earth	Blue Blue	Grey Black	Ballistic Blue
SIZES	SM, MD, LG, XL	XS, SM, MD, LG, XL	SM, MD, LG, XL SM-L	SM, MD, LG, XL SM-L, LG-L
FRAME	TIG welded 6061 T5 heat-treated aluminum alloy	Low Temper TIG welded double butted Chromoly	TIG welded 6061 Chromoly	TIG welded 6061 Chromoly
FORK	Chromoly	Chromoly	Chromoly	Chromoly
HEADSET	Oversize alloy sealed	Oversize sealed	Oversize sealed	Oversize sealed
CRANK	Sapins Fara 24 / 28 / 45	FC500 24 / 28 / 48	Sapins Single 30T	Shimano Altra 24 / 28 / 48
FRONT DERAILLEUR	Shimano FC500	Shimano FC500		Shimano Altra top swing
REAR DERAILLEUR	Shimano STI 505	Shimano Altra 65	Shimano Nexus Internal	Shimano Nexus 50
SHIFTER	Gripshift STI 450RS 7-speed	Gripshift STI 400 7-speed	Shimano Nexus	Gripshift HRT 170 7-speed
CASSETTE	Shimano K50 11-30 7-speed	Shimano K50 11-30 7-speed		Shimano K50 11-30 7-speed
CHAIN	KMC K51	KMC K51	KMC	KMC K50
FRONT HUB	alloy sealed 68, 65	alloy sealed 68	alloy sealed 68	alloy sealed 68
REAR HUB	Shimano STI 7-speed	Shimano Altra 7-speed	Shimano Nexus 62	Shimano H50 7-speed
SPARKS	BT 145 SS	BT 145 SS	BT 145 SS	145 SS
RIMS	Butsupac Maverick, 32 hole	Weinmann 179, 32 hole	Weinmann 179, 32 hole	Weinmann 179, 32 hole
FRONT TIRE	Toyo City Slicker 2, 26 x 1.5	Toyo City Slicker 2, 26 x 1.5	Toyo City Slicker 2, 26 x 1.5	Toyo City Slicker 2, 26 x 1.5
REAR TIRE	Toyo City Slicker 2, 26 x 1.5	Toyo City Slicker 2, 26 x 1.5	Toyo City Slicker 2, 26 x 1.5	Toyo City Slicker 2, 26 x 1.5
BRAKES	Shimano Altra	Shimano Altra	Internal roller / Altra front	Shimano Altra
LEVERS	Gripshift RS	alloy Gripshift offset	alloy Gripshift offset	alloy Gripshift offset
PEDALS	metal w/ Fisher clip	resin with hertz lip	dual density resin	dual density resin
HANDLEBAR	ATB steel, 1 1/2" rise, w/ Quick Change	ATB steel, 1 1/2" rise, w/ Quick Change	ATB steel, 1 1/2" rise, w/ Quick Change	ATB steel, 20" rise, w/ Quick Change
STEM	ATC aluminum, 60mm	ATC aluminum, 60mm	ATC aluminum, 60mm	ATB steel, 60mm
GRIP	Gripshift kraton	Gripshift kraton	Gripshift kraton	Gripshift kraton
SADDLE	Butsupac plus 10	Fisher "supersoft" foam	Fisher "supersoft" foam	Fisher "supersoft" foam
SEATPOST	Alloy alloy micro adjust	Aluminum alloy micro adjust	Aluminum alloy micro adjust	Aluminum alloy micro adjust
ANYTHING ELSE?	2 waterbottle bosses	1 waterbottle bosses	1 waterbottle bosses Smile Chainport	2 waterbottle bosses



kid's SPECIFICATIONS

MT JAM	TYRO	SHORTCUT	MINNOSAURUS	MUDPUPPY	MODEL
Color	Black and Purple	Blue and Matte Teal	Red and Pink	Blue and Pink	COLORS
14.5" frame / 14" wheel	14.5" frame / 14" wheel	14.5" frame / 20" wheel	14.5" frame / 20" wheel	compact frame / 16" wheel	SIZES
TIG welded	TIG welded	TIG welded	IG welded	IG welded	FRAME
RST air coil spring / elastomer	N/A	N/A	N/A	N/A	FOK
steel sealed	steel sealed	steel loose ball	steel loose ball	steel loose ball	HEADSET
SR X300 21 / 21 / 21	SR X300 21 / 21 / 21	1 pc style 20T	1 pc style 20T	1 pc style 20T	CRANK
Shimano Tourney	Shimano Tourney				FRONT DERAILLEUR
Shimano Tourney	Shimano Tourney	Shimano Tourney			REAR DERAILLEUR
Gripshift MIX 6x0 6-speed	Gripshift MIX 6x0 6-speed	Gripshift MIX 6x0 6-speed			SUPTER
Shimano HG50 14-21, 6-speed	Shimano HG50 14-21, 6-speed	SHHG50 14-21, 6-speed			CASSETTE
KMC HG50	KMC HG50	KMC HG50	KMC 410	KMC 410	CHAIN
Rattled axle	Rattled axle	Rattled axle	Rattled axle	Rattled axle	FRONT HUB
Sealed rattled axle 6-speed	Sealed rattled axle 6-speed	Sealed rattled axle 6-speed	Sealed rattled axle	Sealed rattled axle	REAR HUB
14G Plated	14G Plated	14G Plated	14G Plated	14G Plated	SPOKES
Wolfsman 129	Wolfsman 129	Wolfsman 129	Chrome steel	Chrome steel	RIMS
Blackwall knobby	Blackwall knobby	Blackwall knobby	Discour tread	Comp II	FRONT TIRE
Blackwall knobby	Blackwall knobby	Blackwall knobby	Discour tread	Comp II	REAR TIRE
Alloy castless	Alloy castless	Alloy castless	Coaster	Coaster	BRAKES
Alloy	Alloy	Resin			LEVERS
Resin	Resin	Resin	Resin	Resin	PEDALS
ATB steel	ATB steel	low rise steel	Downhill rise steel	BMX rise steel	HANDLEBAR
ATB steel	ATB steel	ATB steel	ATB steel	Alloy / steel	STEM
Gripshift Kraton	Gripshift Kraton	Gripshift Kraton	Kraton motorcycle-style	Kraton motorcycle-style	GRIP
Fisher "supersoft" foam	Fisher "supersoft" foam	Fisher "supersoft" foam	Sims print	Lizard print	SADDLE
Steel pin	Steel pin	Steel pin	Steel pin	Steel pin	SEATPOST
Cremoly					BAR ENDS
1 waterbottle boss	1 waterbottle boss	1 waterbottle boss double chainguard		3 glove pads, color matched training wheels	ANYTHING ELSE?

