



DYNA-TECH

RALEIGH ENTERS A NEW DIMENSION.



Every cyclist has a vision of the perfect partnership between rider and machine; a partnership where every effort is fully rewarded, every challenge met and conquered.

The perfect partner should be eager in the climb, lively in the sprint and handle with pinpoint precision, giving its rider that indefinable 'edge' that is the vital difference between a leader and a follower.

Now the perfect partnership is a vision no more: a new dimension of performance, responsiveness and efficiency has become a reality.

What others merely promise, Dyna-Tech truly delivers.

THE STRENGTH AT THE HEART OF A DYNA-TECH FRAME.


The Dyna-Tech process pioneered by Raleigh's Special Products Division completely changes the way frames are built and dramatically improves the performance they deliver.

A high-technology bonding material is combined with performance-enhanced Reynolds steel or titanium tubing, and the heart of the frame assembled using precisely-machined aluminium lugs.

Every Dyna-Tech frame size has its unique set of angles and dimensions, maximising its comfort and efficiency when correctly matched to the rider.



LESS HEAT MEANS MORE STRENGTH.



The 'Performance Enhanced' badging on a Dyna-Tech frame is the result of Raleigh's exhaustive tests in the lab and on the road; proving that Dyna-Tech's 'cold' construction technique exploits the full strength of every grade of Reynolds tubing.

The graph shows how brazing heat can affect tube strength – the extra responsiveness you enjoy from a Dyna-Tech frame is a direct result of its extra strength.

REYNOLDS MEETS THE NEW TECHNOLOGY FROM RALEIGH.

Reynolds tubing has been the mark of a quality frame for over 65 years.

Now the combination of Raleigh's new Dyna-Tech bonding process and performance-enhanced Reynolds tubes increases still further the ability of the frame to put more of your efforts onto the road.



Aerospace grade Titanium 325 main frame tubes with Manganese Molybdenum taper-gauge stays and heat-treated Manganese Molybdenum fork blades. Recommended for use in time trials and on good road surfaces.



85 tons tensile heat treated Manganese Molybdenum butted main frame tubes in special light gauges. Manganese Molybdenum taper-gauge stays and heat-treated fork blades. Recommended for use in time trials and on good road surfaces.



60 tons tensile special drawn Manganese Molybdenum butted main frame tubes with Manganese Molybdenum taper-gauge stays and Chrome-Moly-Manganese fork blades. Suitable for road racing and general purpose use.



52 tons tensile Chrome-Moly-Manganese butted main frame tubes and fork blades. Suitable for road racing and general purpose use.



52 tons tensile general purpose tubeset, featuring Chrome-Moly-Manganese butted frame tubes teamed with Manganese Molybdenum narrow oval taper-gauge fork blades.

A NEW DIMENSION OF SECURITY.

The three-dimensional holographic Dyna-Tech badge only goes on when the frame has reached the end of its exhaustive build, paint and inspection procedures.

A duplicate hologram also containing the unique frame number is attached to a separate card, giving you a permanent and secure record of your machine.

Should anyone attempt to detach the hologram from the frame, it automatically 'voids' itself, providing an immediate warning of a stolen cycle.



STRENGTH IN DEPTH: THE DYNA-TECH RANGE.

CRONOS Frameset

2325

State-of-the-art material for the cyclist who demands the ultimate; this racing geometry frameset features aerospace-grade Titanium 325 main frame tubes bonded by the exclusive Dyna-Tech process. Attachments for gear levers, pump, chain hanger, cable fitting and bottle mounts are standard.

Sizes: 52, 54, 56, 58, 60, 62cms.

This ultimate Dyna-Tech frameset will only be made in limited numbers.

PRO Frameset

2080

Light gauge heat-treated Manganese Molybdenum main tubes and the Dyna-Tech bonding process combine to create a light, lively frame, particularly suited to time trialing on good road surfaces.

Sizes: 52, 54, 56, 58, 60, 62cms.

Dyna-Tech 700

2070

Racing geometry Dyna-Tech bicycle with 60 tons tensile butted main frame tubes. Full set Shimano Ultegra 14 speed ensemble with PD1056 clipless pedals, TTT bar and stem, hard anodised 32 hole rims and Vetta gel saddle.

Sizes: 54.5, 57, 59.5, 62cms.

Also available as a frameset,

Sizes: 52, 54.5, 57, 59.5, 62, 64.5cms.

Dyna-Tech 600

2060

Racing geometry Dyna-Tech bicycle with the latest Shimano Hyperglide/Superglide version of the excellent 105 ensemble, 32 hole hard anodised rims and Vetta Gel saddle.

Sizes: 54.5, 57, 59.5, 62cms.

Also available as a frameset,

Sizes: 52, 54.5, 57, 59.5, 62, 64.5cms.

Dyna-Tech 500

2060

Dyna-Tech race frame combined with Shimano's new RX100 groupset (Hyperglide/Superglide/Dual Pivot Brakes) create an exciting package with a superb pedigree and performance.

Sizes: 54.5, 57, 59.5, 62cms.

Also available as a frameset in the same sizes.

Tour-Lite

2055

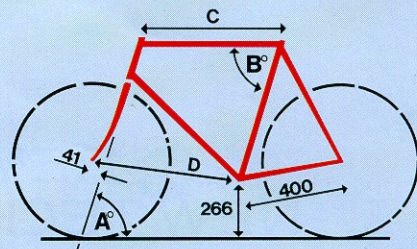
New generation fast day tourer, with Dyna-Tech bonded 52 tons tensile frame tubes, and elements from Shimano's Race and ATB 500 series groupsets. This 21 speed bicycle also includes mudguards, rear carrier and Vetta gel saddle in its impressive specification.

Sizes: 54.5, 57, 59.5, 62cms.

CLUB Frameset

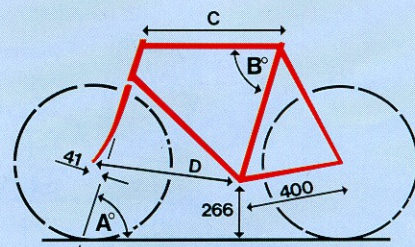
2055

Training geometry Dyna-Tech frameset with clearance for mudguard fitting. The slightly longer wheelbase provides a more relaxed ride for a leisure rider.



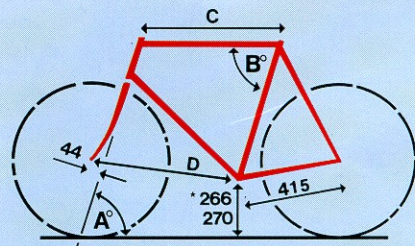
CRONOS/PRO RACE FRAME GEOMETRY:

SIZE cm	A°	B°	C mm	D mm
52	72°	75°	528	587
54	73°	75°	539	590
56	73°	74°	556	595
58	73°	74°	556	595
60	74°	74°	568	595
62	74°	73°	579	595



DYNA-TECH RACE FRAME GEOMETRY:

SIZE cm	A°	B°	C mm	D mm
52	72°	75°	528	587
54.5	73°	75°	539	590
57	73°	74°	556	595
59.5	74°	74°	568	595
62	74°	73°	579	595
64.5	74°	73°	587	602



DYNA-TECH TRAINING FRAME GEOMETRY:

SIZE cm	A°	B°	C mm	D mm
54.5	73°	75°	544	597
57	73°	74°	556	601
59.5	74°	74°	568	604
62	74°	73°	579	604



DYNA-TECH