



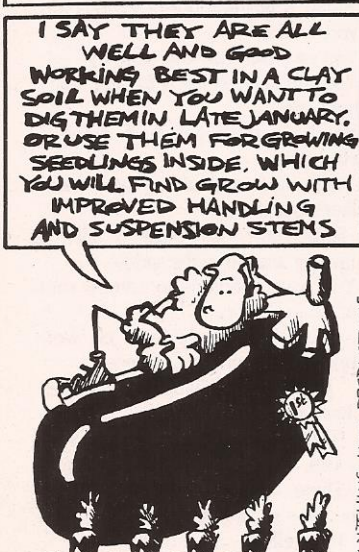
**AFTERNOON DIBBERS**  
I WAS MULCHING MY AUBERGINES THE OTHER DAY WHEN THIS YOUNG LAD COMES UP AND ASKS ME ABOUT THEM NEW BIKES THAT USE ALL SORTS OF NEW FANGLED CARBONY AND ALUMINIUM TYPE MATERIALS, ALL GLUED TOGETHER CLEVERLY LIKE



SO I SAYS TO HIM YOU MUST BE THINKING ABOUT THEM CARBON COMPOST BIKES




I SAY THEY ARE ALL WELL AND GOOD WORKING BEST IN A CLAY SOIL WHEN YOU WANT TO DIG THEM IN LATE JANUARY, OR USE THEM FOR GROWING SEEDLINGS INSIDE, WHICH YOU WILL FIND GROW WITH IMPROVED HANDLING AND SUSPENSION STEMS




# MINT SAUCE

BUT BE SURE TO FEED THESE YOUNG PLANTS ON TOAST AND LEMON CURD OR WEAKNESS AND FLEXING WILL OCCUR WHEN CLIMBING. WHICH LEADS US ONTO THIS MONTH'S PRACTICAL TIP

HOW CAN YOU COVER AN UGLY STRETCH OF FENCING OR WALL SUCH AS THIS?



PUT IN A FEW SHORT CHAINSTAY BIKES OR EVEN SOMETHING ELEVATED AND EVERGREEN. THESE TEND TO MAKE GOOD CLIMBERS AND WILL COVER THAT UGLY SPOT IN NO TIME, BUT ONLY WITH PROPER TRAINING THOUGH MIND!



A FEW PEOPLE HAVE TRIED TO USE THESE VARIETIES AS ROCKERY BIKES, BUT REALLY YOU NEED SOMETHING A BIT STURDIER WITH A TRIPLE TRIANGLE FRAME OR DOUBLE BUTTED ROOT SYSTEM



**NOT**  
IN DIRECT SUNLIGHT AND DRAUGHT FREE TOO

HOLLARD ONE NICK'S



I'VE GOT A LETTER FROM RICK IN LONDON WHO IS CONCERNED ABOUT THE BENEFITS OF OVERSIZING



I SAY IT'S GREAT ESPECIALLY O/S RIMBARS WHERE YOU GOT THE ADVANTAGE OF A LARGER BEARING SURFACE FOR THE CUSTARD TO ADHERE TO - ESSENTIAL FOR HIGH SPEED PUDDING BOWL HANDLING



TALKING OF BEARINGS, IT'S A GOOD MONTH FOR BEDDING IN YOUR BEARING SURFACES, BUT KEEP THEM UNDER A COLD FRAME OR ON A WARM WINDOW-SILL, PARTICULARLY THE CHEAPER BOTTOM BRACKETS AS THEY DON'T LIKE THE FROST





THAT'S ABOUT IT, NEXT TIME WE'LL LOOK AT REPAIRING INNER-TUBERS, LUBRICATING DAISY CHAINS, SORTING OUT GREENFLY AND RUST SPOT SADDLE PROBLEMS AND SHOWING YOU HOW TO GRAFT A BRAKE SYSTEM KEEP FERTILE NOW

