

rocky
mountain
bicycles



CLEARLY CANADIAN

Most bike companies brochures begin with a blurb about the guy who started it all. Well we know that you really don't care about the exploits of the Rocky Mountain founding father, so let's skip the details.

We recognize that what you care about is the ride quality of your bike. That's it. Well, to prove that a Canadian built Rocky Mountain is better than all the other guys, we could get scientific and put in a bunch of pie charts and graphs, but we believe the best test is the "grin" factor – like how wide was my grin after a day on my bike. The bigger the grin, the better the bike.

At Rocky Mountain, we have been designing, riding, and trashing mountain bikes on the West Coast of Canada since 1982 – pre-Jurassic Park days for this industry. We've survived and prospered over the years because we have a "no compromise" attitude to quality. Total quality in our design, materials, and building. We are committed to building each and every Rocky Mountain so that it can kick-butt against anything in the marketplace. And although our bikes are designed and built in Canada, we are proud that our product is ridden all across the world. Remember – the bigger the grin, the better the bike – and we know you like to smile real wide.

THE HEART OF THE BICYCLE

At Rocky Mountain, the designing and building of a bike starts with the frame. This is the heart of the bicycle. More than anything else, the frame will determine the ride and performance of your bike.



rocky mountain



Derek Bailey

Meet Derek Bailey. Derek is one of the builders that craft our legendary frames at Rocky Mountain. He has been called a master with a welding torch, a maestro with a jig, a Mozart with a tracking table. Derek takes mitred tubes and tacks them in a jig that is aligned to a hair-like thin 0.4 mm. The order in which Derek tacks the tubes is critical as the correct sequence ensures that minimal stress is built into the frame. The tacked frame is welded using 50% heat penetration of the tube wall. This level of penetration is crucial to the integrity of the frame as it ensures that the tube has been pierced sufficiently to generate a strong weld but not too much as to weaken the weld joint. The end product is a Rocky Mountain frame that is precise and perfect as humanly possible.

bicycles.

1994 OCTOBER

Steel - Tange

On our steel frame machines we use 4130 cro-moly steel. Cro-moly is a resilient steel alloy that dampens shock and abuse. Cro-moly is also very durable in fending off nicks and dents, and has a virtually infinite fatigue life giving you a bike that will last longer. Each tube is designed and selected by Rocky Mountain and manufactured by Tange. These guys know steel - they have been manufacturing bicycle tubing for over 70 years. Whether its heat-treated and cold-worked Prestige Concept, Ultimate Ultralight, or Ultimate Superlight, the boys at Tange offer the highest industry standards in cro-moly tube manufacturing - straight, exacting wall thicknesses that enable us to build bikes with exceptional handling and balance.

Aluminum - Easton

All our aluminum frame bikes are built with 7005 aluminum alloy. Aluminum is a lightweight material that is efficient in transferring power to the drive-train. All of our aluminum tubing is Easton "Elite", custom drawn for the Rocky Mountain Canadian builders and tig-welders. We call the tubing H.B.O. - Hand Build Only tubing - reserved for a few of the world's premiere builders. Through Easton's proprietary drawing process, we design a tapered tube that is thin in wall thickness - under 1.0 mm in some areas - but bull strong. Our frames are built slowly to create a structure free of stress risers. This allows our frames to resist fatigue or even cracking. Simply said, Rocky Mountain aluminum bikes are very light and exceptionally tough.

CHOICE STUFF

At Rocky Mountain, we don't make bicycles, we build them. You make a cake - you build a bicycle. This means that we don't select generic frames and we certainly don't choose "me-too" components. We only spec tasty items from such industry heavyweights as Ritchey, Rock Shox, Sedis, Sun, Vetta, GripShift, Race Face and others. These guys are the best in the biz. From the comfort and performance of Vetta saddles to the durability and lightness of Sun rims, these companies utilize the latest in technology and state of the art materials. Over the years, we have tested and thrashed more components than Madonna has had boyfriends, and that is saying something. The stuff we build into our bikes is the best value money can buy. Period.

THE END

In fact, the end at Rocky Mountain is really just the beginning - we don't know where we'll stop. We love bikes. And after riding a Rocky Mountain we are sure you will too. So do yourself a favor and ride a Rocky, you'll be grinning from ear to ear.

1	S
2	S
3	M
4	T
5	W
6	T
7	F
8	S
9	S
10	M
11	T
12	W
13	T
14	F
15	S
16	S
17	M
18	T
19	W
20	T
21	F
22	S
23	S
24	M
25	T
26	W
27	T
28	F
29	S
30	S
31	M

**FRAME:**

Easton Custom Elite "H.B.O."
aluminum with triple taper
stays

COLOUR:

Red/White Canadian Flag
Custom

SIZE:

16.0, 17.5, 18.5, 19.5"

	16.0"	17.5"	18.5"	19.5"
Head Angle	71.0°	71.0°	71.0°	71.0°
Seat Angle	74.0°	73.5°	73.5°	73.0°
Top Tube (incl)	540	560	580	600

**Bruce Spicer and
Leslie Tomlinson**

Bruce and Leslie are just two of the fine specimens that choose to ride Rocky Mountains in their professional pursuits in Norba and Grundig Pro Elite events. Bruce is a twelve year veteran of the Canadian national and international mountain and road scene. He has held 15 national titles in five events, and has represented Canada at 12 world championships. Leslie is also a veteran of the Canadian mountain and road scene, and is considered one of the top Canadian all-round female riders in the world today. They both ride Rocky Mountain Vertex bikes when they are hitting the dirt against the competition. They appreciate the consistent, responsive performance of the Vertex. Bruce and Leslie know that, on their Rockys, the only thing between them and the finish line is their will to win.

Suzi Q

"To err is human to ride a Suzi Q is divine." New for '95 from Rocky Mountain is the unique and extreme Suzi Q. This machine is constructed of an Easton Elite "H.B.O." aluminum front triangle and Elite taper stays. What makes this bike so unique is its radical frame design. It begins with the top tube extending past the seat tube. The top tube acts as a bridge and actually increases the strength of the rear triangle because of its increased size versus a traditional bridge. Also, the right chain stay connects on the seat tube just above the front derailleur to eliminate the annoyance of any chain suck or slap. The right stay is 25% heavier in weight than the left stay to compensate for the increased stress that is placed on the drive side of the bicycle. This is one extreme looking bike that actually makes sense. Check out the Suzi Q from Rocky Mountain – that is if you dare to live on the wild side.



1994 NOVEMBER

1	T
2	W
3	T
4	F
5	S
6	S
7	M
8	T
9	W
10	T
11	F
12	S
13	S
14	M
15	T
16	W
17	T
18	F
19	S
20	S
21	M
22	T
23	W
24	T
25	F
26	S
27	S
28	M
29	T
30	W



FRAME:

Easton Custom Elite "H.B.O." aluminum with triple taper stays and A.C.S.D.

FORK:

Rock Shox Judy SL

WHEELS:

Handbuilt by Wheeltech, White Industries Tracker front hub, XTR 8 speed rear hub 12-32, Ritchey Megabite WCS front 1.9" / rear 2.1" SC Kevlar tires, Sun CR 17A race rims, DT Swiss Competition 15-16g spokes, alloy nipples

DRIVETRAIN:

GripShift SRT 800 shifters, Shimano XTR 8 speed derailleurs, Race Face LoPro - 26-36-46

BRAKES:

Magura Race Line Hydraulic levers and cantis,

COLOUR:

Roost Red to Yo Yellow fade

SIZE:

16.0, 17.5, 18.5, 19.5"

	16.0"	17.5"	18.5"	19.5"
Head Angle	71.0°	71.0°	71.0°	71.0°
Seat Angle	74.0°	73.5°	73.5°	73.0°
Top Tube (mm)	530	560	580	600
Stack Length (mm)	0°x110	0°x120	0°x130	0°x140

Race Face

Race Face. Its a name. Its a state of mind. Its an attitude. Choosing Race Face performance bicycle components for your dream machine is a wise choice. Race Face parts are more than style – they are substance. The 1995 Race Face line-up includes North American made: Turbine LP cranks – ultra-stiff and weighing in at a sensible 425 grams; Real Seal Head Set – fully serviceable custom bearings; Turbine RS Bottom Bracket – 4140 chromoly spindle, cartridge bearings, and reinforcing sleeve; and Turbine Handlebar – AirAlloy seamless butted aluminum tubing for minimum weight and maximum rigidity. All Race Face parts are designed for easy installation and maintenance. Race Face – real parts for real riders.

vertex t.o. & altitude t.o.


T.O. stands for "Team Only." That is the elite Rocky Mountain professional team that cuts it up on the national and international race circuits on a weekly basis. The Vertex T.O. is sculpted from Easton Elite "H.B.O." tubes that produce a light and aggressive, yet fatigue resistant frame. The Altitude T.O. is constructed with our custom blend of Tange's Ultimate Superlight Prestige tubes that generate a responsive and nimble handling bike. Both models come equipped with the ultimate component spec, including: Race Face Lo Pro cranks, blb, bar, stem and headset; Magura Race Line Hydraulic brakes, and XTR derailleurs. Top off this machine with the new Rock Shox Judy SL elastomer sprung and oil damped fork (1090 gm and 60 mm of plush travel), and a very cool paint colour of Roost Red and Yo Yellow and might very well think you have died and gone to heaven. Pick your favorite flavor – the steel Altitude or the aluminum Vertex and act fast, very fast, before all these limited edition "Team Only" bikes are gone.

Note: Altitude t.o. frame is shown on front cover.



1994 DECEMBER

1	T
2	F
3	S
4	S
5	M
6	T
7	W
8	T
9	F
10	S
11	S
12	M
13	T
14	W
15	T
16	F
17	S
18	S
19	M
20	T
21	W
22	T
23	F
24	S
25	S
26	M
27	T
28	W
29	T
30	F
31	S



FRAME:

Tange Prestige Custom
Superlight/Concept Cro-moly
with Superlight Prestige stays
and A.C.S.D.

FORK:

Rock Shox Judy XC

WHEELS:

Handbuilt by Wheeltech,
Shimano XT Parallax front,
8 speed XTR 12-32 cassette on
XT rear hub,
Ritchey Megabite front
1.9" / rear 2.1" SC Kevlar tires,
Sun CR 17A race rims,
DT Swiss Champion 15g spokes

DRIVETRAIN:

GripShift SRT 800 shifters,
Shimano XT 8 speed
derailleurs,
Race Face LoPro 24-36-46

BRAKES:

Diacompe Power Cam 7 levers,
Avid Tri-align cantis

COLOUR:

Blue Star to Near Silver fade

SIZE:

16.0, 17.5, 18.5, 19.5, 21.0"


	16.0"	17.5"	18.5"	19.5"	21.0"
Head Angle	71.0°	71.0°	71.0°	71.0°	71.0°
Seat Angle	74.0°	73.5°	73.5°	73.0°	72.5°
Top Tube (mm)	535	557	580	595	615
Stem Length (mm)	0%110	0%120	0%130	0%140	0%150

Size Specific Tubing

SST. Say that 5 times fast and you could end up in the disease section of the local hospital. Not quite. At Rocky Mountain, SST stands for Size Specific Tubing. A small idea that translates into a big performance difference. We use tubes, with varied butt lengths, on different size bikes to maximize strength and resiliency while minimizing weight. The final product is a machine that is more lively and responsive to ride – a bike that aches to give you more power in your pedals. You see, SST is good – no matter what your size – as long as its on your Rocky Mountain.


altitude

If you love raising your expectations, we present the extraordinary Altitude for you. The Altitude is at the pinnacle of the Rocky Mountains with our select blend of Tange's Ultimate Superlight Prestige tubes throughout the frame. The heart of the 1995 edition is the custom bulge butted downtube. It is a full 30% stronger than the already strong Prestige downtube we used on the 1994 Altitude. On the bike, you will enjoy the balanced, resilient ride – off the bike, you will appreciate the impeccable brazing, welding, and painting. Add tasty parts such as: Grip Shift 800 XRAY shifters – precise, smooth shifting every time; Bontrager seatpost, and Race Face cranks, stem, bottom bracket, bar, and headset – the most functional, cool components on the planet; and Rock Shox Judy XC suspension fork, and you have a bike that will raise your expectations. The 1995 Altitude – rise above the ordinary – ride the extraordinary.



1995 JANUARY

1	S
2	M
3	T
4	W
5	T
6	F
7	S
8	S
9	M
10	T
11	W
12	T
13	F
14	S
15	S
16	M
17	T
18	W
19	T
20	F
21	S
22	S
23	M
24	T
25	W
26	T
27	F
28	S
29	S
30	M
31	T



FRAME:

Easton Custom Elite "H.B.O." aluminum with triple taper stays and A.C.S.D.

FORK:

Rock Shox Judy XC

WHEELS:

Handbuilt by Wheeltech,
Shimano XT Parallax front,
8 speed XTR 12-32 cassette on
XT rear hub,
Ritchey Megabite front
1.9" / rear 2.1" SC Kevlar tires,
Sun CR 17A race rims,
DT Swiss Champion 15g spokes

DRIVETRAIN:

GripShift SRT 800 shifters,
Shimano XT 8 speed
derailleurs,
Race Face LoPro - 24-36-46

BRAKES:

Diacone Power Cam 7 levers,
Avid Tri-align cantis

COLOUR:

Ultra Emerald

SIZE:

16.0, 17.5, 18.5, 19.5"

	16.0"	17.5"	18.5"	19.5"
Head Angle	71.0°	71.0°	71.0°	71.0°
Seat Angle	74.0°	73.5°	73.5°	73.0°
Top Tube (mm)	530	580	580	600
Stem Length (mm)	0°/110	0°/120	0°/130	0°/140

World Class Dealers

This is a Rocky Mountain bicycle dealer. He is not going to save the world from disco music or provide enough coin to save the African flying gnat. What he is going to do is to provide you with first-class service. At Rocky Mountain, we are very selective about the dealers that carry the RMB line-up because we know you are selective about the products you buy. Although some of our competitors are flogging their bikes in mass merchants and warehouse clubs, you will never find a Rocky Mountain in these joints. We only support independent bicycle dealers who provide you with first-rate service and support. The kind of service you deserve when buying a fine machine like a Rocky Mountain. So to all of our dealers, a heart-felt thanks – to all consumers, if you want more than a "bike in a box", do yourself a favor, purchase a Rocky Mountain from your local bike shop.

vertex

The 1995 Vertex from Rocky Mountain. This bike may very well have the world's best aluminum frame. We have constructed this machine with a front triangle of Easton Elite "Hand Build Only" tubes. Our framebuilders patiently craft the H.B.O. tubes to exact specifications resulting in a light, yet fatigue and impact resistant frame. The rear triangle consists of Elite stays which taper at four different points to minimize weight and maximize strength. The exact wall thickness measures 1.27 mm on the stay at the seat-tube, tapers to 1.57 mm, then to 0.97 mm, and finishes at 1.7 mm at the rear drop-out. This is one curvacious tube. You also get components from the best names in the business: Grip Shift, Race Face, Bontrager, Ritchey, Diacompe, White Industries, Sun, and Vetta. We dare you to ride this beauty. Reach for the peak in performance and ride a Vertex.



1995 FEBRUARY

1	W
2	T
3	F
4	S
5	S
6	M
7	T
8	W
9	T
10	F
11	S
12	S
13	M
14	T
15	W
16	T
17	F
18	S
19	S
20	M
21	T
22	W
23	T
24	F
25	S
26	S
27	M
28	T



FRAME:

Easton Custom Elite "H.B.O."
aluminum for suspension

FORK:

Rock Shox Mag 21 long travel

WHEELS:

Handbuilt by Wheeltech,
Shimano LX Parallax front
hub, LX 8 speed rear hub
11-28,
Ritchey Mega/Omega
front/rear 1.9" SC Kevlar tires,
Sun CR 18 double wall rims,
DT Swiss Champion 15g spokes

DRIVETRAIN:

GripShift SRT 600 shifters,
Shimano XT 8 speed
derailleurs,
Race Face I Beam cranks
24-36-46

BRAKES:

Magura Race Line Hydraulic
levers and cantis,

COLOUR:

Super Cherry with Chrome
Rear

SIZE:

16.0, 17.5, 18.5, 19.5, 21.0"

	16.0"	17.5"	18.5"	19.5"	21.0"
Head Angle	71.0°	71.0°	71.0°	71.0°	71.0°
Seat Angle	74.0°	73.5°	73.0°	73.0°	72.5°
Top Tube (mm)	545	565	585	600	615
Stem Length (mm)	5" x 115	5" x 115	5" x 130	5" x 130	5" x 145

Peter and Regina Stiefl

This husband and wife team share more than the same last name – they both have a passion for speed. Peter and Regina Stiefl are downhill demons on the German and International race scenes. In 1993/94, Regina was the toast of the women's downhill circuit as she won the overall Grundig downhill championship series by placing numero uno in four World Cup downhill races. Peter was a force in German national races securing several top placings. Both riders rely on the stability and precise handling of their Edge bicycles. Peter and Regina know that when they are constantly living on the edge, they need to be mentally tough and ride a bike to match.

edge

Tired of holding another class in "Dirt Kissing 101", then get an edge – the fully suspended Edge from Rocky Mountain. Designed by Rocky Mountain, this machine features an "active" rear suspension system – in climbing it grips the dirt providing you with more push from your pedals – in descents it absorbs the bumps allowing you to accelerate even in the harshest terrain. The rear triangle pivots at three different points – at the top tube, above the bottom bracket at the chainstay, and at the rear drop-out. The '95 version features an entirely redesigned rear triangle for dramatically increased lateral strength. The Risse Genesis Damper Shock provides an infinitely adjustable air-spring rate with very quiet, solid damping performance. Every Edge comes with the Risse Suspension Air Pump. The front triangle is built with the custom and exclusive Easton H.B.O. aluminum tubes for stable, consistent, performance. Add a Rock Shox Mag 21 long travel, and world class components and you have one complete package. So ride the 1995 Edge from Rocky Mountain and finish at the top of your class.




1995 MARCH

1	W
2	T
3	F
4	S
5	S
6	M
7	T
8	W
9	T
10	F
11	S
12	S
13	M
14	T
15	W
16	T
17	F
18	S
19	S
20	M
21	T
22	W
23	T
24	F
25	S
26	S
27	M
28	T
29	W
30	T
31	F

P. J. S. T. O. L. & BURNES

WHERE EVERY SHOT IS A DOUBLE

PUBLIC
HOUSE



FRAME:

Tange Custom Prestige Cromoly with double tapered stays

FORK:

Rock Shox Mag 21

WHEELS:

Handbuilt by Wheeltech,
Shimano XT Parallax front
hub, XT 8 speed rear hub
11-28,
Ritchey Megabite front
1.9" / rear 2.1" SC Kevlar tires,
Sun CR 18 double wall rims,
DT Swiss Champion 15g spokes

DRIVETRAIN:

GripShift SRT 600 shifters,
Shimano XT 8 speed
derailleurs,
Race Face LoPro cranks
24-36-46

BRAKES:

Diacompe Power Cam 7 levers,
Diacompe 987 cantis

COLOUR:

Midnight Black

SIZE:

16.0, 17.5, 18.5, 19.5, 21.0"


	16.0"	17.5"	18.5"	19.5"	21.0"
Head Angle	70.5°	70.5°	70.5°	71.0°	71.0°
Seat Angle	73.5°	73.0°	73.0°	73.0°	73.5°
Top Tube (mm)	540	562	577	590	605
Down Length (mm)	575/115	575/115	575/115	575/115	575/115

GripShift


"Get a Grip." Better yet – get GripShift. For simplicity and efficiency in shifting there is simply nothing better. From the SRT 400 series for the serious recreational riders, to the SRT 800 XRAY series for the most advanced trail-heads, GripShift offers positive, hassle-free shifting performance. With GripShift, grip to hand interface is maximized as your hands never leave the bars – you simply twist and shift, and you get precise, crisp shifting every time. All of the Grip Shift speced on the 1995 Rocky Mountain bikes feature a super short rotation, 40 degrees for the front, and 20 degrees for the rear, allowing you to quickly change gears with minimal hand movement. Also, all our speced GripShift feature stainless steel shifting springs ensuring durability and long-term twisting satisfaction. So come on and do the "twist" – ride GripShift.

blizzard

The Blizzard is the classic for radical trails, long treks, and racing. This machine is the original Rocky with our signature 20 degree sloping top tube. The frame is a Tange Prestige custom Ultralight/Concept blend that features an exclusive custom triple butted seat tube, and a tight rear triangle, for maximum power transfer. Combine this world-class frame with an XT drive-train, and trick pieces such as Race Face cranks, and Bontrager seat-post, and you have one extreme machine. For dessert, the Blizzard is speced with the new for '95 Rock Shox Mag 21 airloil racing fork featuring a full 48 mm of travel. Are you ready to ride a hard-core, fast-driving Blizzard?

 GRIP SHIFT




 GRIP SHIFT



1995 APRIL

1	S
2	S
3	M
4	T
5	W
6	T
7	F
8	S
9	S
10	M
11	T
12	W
13	T
14	F
15	S
16	S
17	M
18	T
19	W
20	T
21	F
22	S
23	S
24	M
25	T
26	W
27	T
28	F
29	S
30	S



FRAME:

Easton Custom Elite "H.B.O."
taper wall aluminum with
A.C.S.D.

FORK:

Rock Shox Mag 21

WHEELS:

Handbuilt by Wheeltech,
Shimano LX Parallax front
hub, LX 8 speed rear hub
11-28,
Ritchey Mega/Omega
front/rear 1.9" SC Kevlar tire
Sun CR 18 double wall rims,
DT Swiss Champion 15g spokes

DRIVETRAIN:

GripShift SRT 600 shifters,
Shimano XT 8 speed
derailleurs,
Rocky Mountain Custom
cranks - 22-32-44

BRAKES:

Diaconpe Power Cam 7 level
Diaconpe 985C cantis

COLOUR:

Translucent Purple

SIZE:

16.0, 17.5, 18.5, 19.5, 21.0"

	16.0"	17.5"	18.5"	19.5"	21.0"
Head Angle	71.0°	71.0°	71.0°	71.0°	71.0°
Sit Angle	74.0°	73.5°	73.5°	73.0°	72.5°
Top Tube (mm)	530	560	580	600	615
Stem Length (mm)	5 1/2	5 7/8	5 7/8	5 7/8	5 7/8

Environment

"Knock, knock." "Who's there?"

"Your planet." "Your planet who?"

"Your planet that says treat me better or I won't be here in 100 years for the next generation to enjoy." Funny? No, not really. But neither is the crap we pump into our earth each and every day. We all need to be more proactive and do our own little part to aid Mother Earth. At Rocky Mountain, we are responsible corporate citizens.

Our efforts include: providing assistance to groups promoting open trails and environmentally sound cycling; using environmentally safe powder-paints; recycling our office paper, cardboard, styrofoam, and other plastics, various metals, and paint waste; and commuting to work on our bikes when possible. We recognize that these are only small steps. Please remember, to take your own small step - Mama World will thank-you for it.

thin air

Want to "float like a butterfly and sting like a bee?" Then check out the 1995 Thin Air. This baby features a Program "H.B.O." Easton aluminum front triangle and Easton taper stays. The frame weighs in at a miniscule 1730 gm for an 18.5, while delivering a stiff, solid ride. In fact, this bike gets the label "most indestructible frame we've ever tested." It lasted longer under impact load testing than any other frame we have ever built. Put on the efficiency of an 8 speed XT drive-train, GripShift 600 for smooth shifting, and the ultra-cool Ritchey Logic clipless pedals, and you have a package that will score a knock-out on anyone's score card.



1995 MAY

1	M
2	T
3	W
4	T
5	F
6	S
7	S
8	M
9	T
10	W
11	T
12	F
13	S
14	S
15	M
16	T
17	W
18	T
19	F
20	S
21	S
22	M
23	T
24	W
25	T
26	F
27	S
28	S
29	M
30	T
31	W



FRAME:

Tange Custom Prestige[®]
Cro-moly main triangle with
double tapered Cro-moly stays

FORK:

Rock Shox Mag 21

WHEELS:

Handbuilt by Wheeltech,
Shimano LX Parallax front
hub, LX 8 speed rear hub
11-28,
Ritchey Mega/Omega
front/rear 1.9" SC Kevlar tires,
Sun CR 18 double wall rims,
DT Swiss Champion 15g spokes

DRIVETRAIN:

GripShift SRT 600 shifters,
Shimano XT 8 speed
derailleurs,
Rocky Mountain Custom
cranks - 22-32-44

BRAKES:

Diaconpe Power Cam 7 levers,
Diaconpe 985C cantis

COLOR:

Fools Penny

SIZE:

16.0, 17.5, 18.5, 19.5, 21.0"

	16.0"	17.5"	18.5"	19.5"	21.0"
Head Angle	71.0°	71.0°	71.0°	71.0°	71.0°
Seat Angle	74.0°	73.5°	73.0°	73.0°	72.5°
Top Tube (mm)	560	560	577	590	607
Down Tube (mm)	571/115	571/115	571/115	571/115	571/115

Rock Shox

Ask anyone who knows anything about performing in the dirt, and they will tell you to ride the industry standard in suspension forks – Rock Shox. Over the years, these boys have gained an enviable reputation as the world leader in suspension technology and that is why, again, in 1995, all Rocky Mountain bikes are speced with Rock Shox. These forks are noted for their travel, damping, control, and adjustability. From the Quadra 21 to the Judy SL, Rock Shox utilizes the latest in air/oil and elastomer performance. So you have a choice – ride the standard or suffer with a competitor – the choice is yours.

equipe

If you ride an Equipe you better mean business because this bike doesn't take "no" for an answer. The frame material we have chosen for the Equipe is the stiff, yet light, Tange Custom Prestige tubing. Custom Prestige is strong because it is heat-treated and cold-worked through a seven step process. Because of its strength, Tange is able to butt the tubes so that the middle, where there is the least amount of stress on a frame, measures a miniscule 0.5mm. Add first rate wheels featuring Sun CR 18 rims – cool rims – wide band for maximum stoppage, DT Swiss spokes, and Ritchey Kevlar tires; and the standard against which all other suspension forks are measured – Rock Shox Mag 21, and you have one sweet package. Once you ride an Equipe you'll soon be saying "YES!"



1995 JUNE

1	T
2	F
3	S
4	S
5	M
6	T
7	W
8	T
9	F
10	S
11	S
12	M
13	T
14	W
15	T
16	F
17	S
18	S
19	M
20	T
21	W
22	T
23	F
24	S
25	S
26	M
27	T
28	W
29	T
30	F



FRAME:

Tange full-butted Cro-moly main triangle with double tapered Cro-moly stays

FORK:

Rock Shox Quadra 21 or Tange double-butted Cro-moly rigid

WHEELS:

Handbuilt by Wheeltech, Shimano LX Parallax front and rear 8 speed hubs 11-28, Ritchey Megabyte Severe Condition 1.9", Sun AT rims, Stainless steel 15g spokes

DRIVETRAIN:

GripShift SRT 600 shifters, Shimano LX 8 speed derailleurs, Rocky Mountain Custom cranks - 22-32-44

BRAKES:

Diaconpe Power Cam 3 levers, Shimano LX cantis

COLOUR:

Tortoise Blue

SIZE:

16.0, 17.5, 18.5, 19.5, 21.0"

	16.0"	17.5"	18.5"	19.5"	21.0"
Head Angle	70.5°	70.5°	70.5°	70.5°	70.5°
Seat Angle	74.0°	73.5°	73.0°	73.0°	72.5°
Top Tube (mm)	588	580	577	590	602
Stem Length (mm)	5"X115	5"X115	5"X120	5"X130	5"X145

Powder Paint

And you thought Zsa Zsa Gabor was an expert on taking a powder? At Rocky Mountain, Ms. Gabor is a pale-face when it comes to powder paint technology. Powder coating is a process we use to give our bikes a stronger, more chip-resistant finish than all of our wet painted competitors. The powder, which is very fine in consistency, is given a positive electrostatic charge as it is released from a spray-gun. The powder literally "jumps", when it is sprayed from the gun, onto the negatively charged frame. The coated frame then gets baked in a screamin' hot oven (400 degrees fahrenheit) to ensure that the powder has a strong adherence to the frame. The final result is a bike that will keep its lovely look longer. So take a powder and get a Rocky Mountain - Zsa Zsa will "love you for it darling."

hammer

You used to ride a clunker to get fit. Then you rode to get fast. Now you want to see how fast you really are. So grab a Hammer and get to the starting line. The Hammer features a full butted cro-moly tube set from one of the world's premier tubing manufacturers - Tange - providing an ideal strength to weight ratio for responsive, full-on, race performance. Combined with the proven results of an LX 8 speed drive train and a Rock Shox Quadra 21, or a Tange butted rigid fork, and you have got a machine that can take a beating. Ready...set...its Hammer time!



1995 JULY

1	S
2	S
3	M
4	T
5	W
6	T
7	F
8	S
9	S
10	M
11	T
12	W
13	T
14	F
15	S
16	S
17	M
18	T
19	W
20	T
21	F
22	S
23	S
24	M
25	T
26	W
27	T
28	F
29	S
30	S
31	M



FRAME:

Tange double-buttressed Cro-moly front and rear triangle

FORK:

Tange Cro-moly

WHEELS:

Handbuilt by Wheeltech, Shimano Acera-X front, STX-RC rear hub 11-28, Duro 2.0 trail tires, Sun L 20 rims, Stainless steel 15g spokes

DRIVETRAIN:

GripShift SRT 400 shifters, Shimano STX-RC derailleurs, Rocky Mountain Custom cranks - 20-32-42

BRAKES:

Diaclone Power Cam 3 levers, Shimano STX-RC cantis

COLOUR:

Simply Purple

SIZE:

14.5, 16.0, 17.5, 18.5, 19.5, 21.0"

	14.5"	16.0"	17.5"	18.5"	19.5"	21.0"
Head Angle	70.0°	70.0°	70.5°	70.5°	70.5°	70.5°
Seat Angle	74.5°	74.0°	73.0°	73.0°	72.5°	72.5°
Top Tube (mm)	532	545	560	573	585	600
Stem Length (mm)	57x115	57x115	57x115	57x130	57x130	57x145

Quality Control

Unlike most companies, at Rocky Mountain we don't have a Quality Control Inspector – we have more than 25 of them. Every person involved in building one of our fine machines ensures that we consistently achieve the highest quality standards in the industry. Inspection begins with the frame. We track and align each raw frame, taking 27 different measurements with tolerances as tight as 0.5 millimeters. We finish with a visual inspection of the fully assembled bike – examining each tube, every weld, each component, the paint finish, and even the visual appearance of the decals. In total, we spend more than 60 minutes per bike checking the overall quality of the bike before it ever leaves our door. The final result is a bang-on straight frame, and a very sexy bike, that provides responsive handling and superior steering. An expensive procedure? You bet. But for a Rocky Mountain you shouldn't expect anything less – we don't.

fusion

Newsflash – “Scientists confirm the intense energy that fusion can produce.” At Rocky Mountain we already knew this and you’ll know it too after you check out the 1995 Fusion bicycle. This beauty features a Tange full cro-moly tube set with performance driven geometry. We spent loads of time on this bike simply dialing in the angles of the rider’s cockpit – the relationship between your butt, hands, and feet – to offer a bike with an incredibly precise, responsive ride. Combine this tuned in frame with components such as a light weight Vetta SL saddle featuring exposed rails, internal clamping stem for easy adjustment, and STX RC derailleurs for crisp shifting performance, and you have a bike that will keep you “fused” to your saddle for trails and trails to come.



1995 AUGUST

1	T
2	W
3	T
4	F
5	S
6	S
7	M
8	T
9	W
10	T
11	F
12	S
13	S
14	M
15	T
16	W
17	T
18	F
19	S
20	S
21	M
22	T
23	W
24	T
25	F
26	S
27	S
28	M
29	T
30	W
31	T



FRAME:

Tange double-buttet Cro-moly
front and rear triangle

FORK:

Tange Cro-moly

WHEELS:

Handbuilt by Wheeltech,
Shimano Acera X front and
rear hubs 11-28,
Duro 1.95 trail tires,
Sun L 20 rims,
Stainless steel 15g spokes

DRIVETRAIN:

GripShift SRT 400 shifters,
Shimano STX derailleurs,
Shimano Alivio cranks
22-34-42

BRAKES:

Diaconpe Power Cam 3 levers,
Shimano Alivio cantis

COLOUR:

Sunburn Red

SIZE:

14.5, 16.0, 17.5, 18.5,
19.5, 21.0"

	14.5"	16.0"	17.5"	18.5"	19.5"	21.0"
Head Angle	70.0°	70.0°	70.5°	70.5°	70.5°	70.5°
Seat Angle	74.5°	74.0°	73.0°	73.0°	72.5°	72.5°
Top Tube (mm)	532	545	560	573	595	600
Stem Length (mm)	15x90	15x110	15x110	15x130	15x130	15x145

Wheeltech

"Rock and roll!" That's the battle cry of the boys at Wheeltech. They've never met a rock they didn't like. Why? 'Cause these guys and gals HAND-BUILD each and every wheel that finds its way onto a Rocky Mountain bike. Each wheel is stressed and trued twice BY-HAND (big letters for importance) before its installed on your Rocky machine. The end result is a wheel that provides logs and logs of hassle-free fun because it stays rounder longer than any machine built wheel. Use Wheeltech wheels, and you too can bash with the best of them.

sherpa

Sherpas may never hit the World Cup race circuit, but if you want a bike that features performance and comfort, without a world class price-tag, then check out your local bike shop and get a Sherpa. The Sherpa combines a full cro-moly Tange tube set with proven STX components, and a Vetta Comfort saddle. The bike offers a stable yet responsive ride by increasing the length of the head-tube and specing a higher rise stem so that you can enjoy a more comfortable riding position. The final result is a bike that allows you to comfortably perform to the peak of your ability – even if you decide never to win a World Cup race.



1995 SEPTEMBER

1	F
2	S
3	S
4	M
5	T
6	W
7	T
8	F
9	S
10	S
11	M
12	T
13	W
14	T
15	F
16	S
17	S
18	M
19	T
20	W
21	T
22	F
23	S
24	S
25	M
26	T
27	W
28	T
29	F
30	S

ALTITUDE T.O.
ERTEX T.O.
ALTITUDE
ERTEX
LIZZARD
HE EDGE
HIN AIR
QUIPE
HAMMER
USION
HERPA

FRAME	FORK	HEADSET	STEM	BAR	BRAKES	SHIFTERS	DERAILLEURS	CRANK ARM CHAINRING	BOTTOM BRACKET	PEDALS	CHAIN	HUBS	FREEWHEEL	SPOKES	RIMS	TIRES	SEAT POST	SADDLE										
Tange Prestige Custom Mix 1750g	Rock Shox Judy SL Elastomer sprung. Oil-damped titanium hardware 1090g	Race Face Real seal 1-1/8" 7075-T6 aluminum	Race Face Patent pending, Aermot 100 or Syncros Cattlehead 0 degrees	Race Face 7075 alloy multi-position Tear Drop 2P Pewter	Magura Race Line Hydraulic w/booster and quick release	Grip Shift 800 XRAY w/Gore Tex Ride On Cables	Shimano XTR 8-speed	Race Face Lo Pro Black 26-36-46	Race Face Turbine RS fully sealed bearings and adjustable chainline	Speed Play Frog clipless 250g	Shimano HG 91	Shimano XTR Rear 32H White Indust. Tracker Front 32H	Shimano XTR 8-speed 12-32	DT Swiss Competition 15-16g butted alloy nipples	Sun CR-17A rims with brushed sidewalls and eyelets	Front: Ritchey Megabite ZMaxWCS 1.9" Kevlar Rear: Ritchey Megabite ZMaxWCS 2.1" Kevlar	Bontrager C191 Carbon Reinforced 27.2mm 360mm Bontrager C191 Carbon Reinforced 26.8mm 360mm	Vetta TT Tri-shock Racing Vanadium rails Synthetic leather										
Easton H.B.O. Elite Taperwall stays 1520g	Rock Shox Judy XC Elastomer sprung. Oil-damped 1225g			Race Face custom butted AirAlloy aluminium	Avid Tri-align silver w/Kool Stop pads	Grip Shift 800 XRAY	Race Face Lo Pro Gold 24-36-46	Race Face Lo Pro Cooper 24-36-46		Ritchey Logic Step-in Clipless 350g	Shimano HG 90	Shimano XT 8-speed Rear 32H XT Parallax Front 32H		DT Swiss Champion 15g		Front: Ritchey Megabite SC 1.9" Kevlar 66tpi Rear: Ritchey Megabite SC 2.1" Kevlar 66tpi	Bontrager 2014 27.2mm 350mm Bontrager 2014 26.8mm 350mm	Vetta TT Tri-shock Racing Manganese rails Synthetic leather										
Tange Prestige Custom Mix 1750g	Rock Shox Mag 21 air/oil 1360g				Diacompe 987 w/Grey Matter pads		Race Face Lo Pro Olive 24-36-46									Shimano UN51 Cartridge bearing	Sedis Mtn. SCMS0		Shimano LX 8-speed Rear 32H LX Parallax Front 32H	DT Swiss Champion 15g	Sun CR18 with brushed sidewalls and eyelets	Fr. & Rr. Ritchey Z-Max Megabite SC 1.9"	RMB Hinge-style 26.8mm 330mm					
Easton H.B.O. Elite Taperwall stays 1520g	Rock Shox Mag 21 air/oil long travel 1380g				RMB double butted 6061 black		Diacompe 985C w/Grey Matter pads																	Grip Shift 600 8-speed	RMB/ Sugino custom Silver alloy rings 22-32-44	Shimano LP25 Cartridge bearing	Fasten Sport	Sedis ATB
Tange Prestige 2100g	Rock Shox Mag 21 air/oil 1360g	Diacompe Ahead black aluminum	RMB custom cold forged machined 6061 5 degrees	RMB fluted 6061 silver	Shimano LX w/cartridge brake shoes	Grip Shift 400 7-speed indexed front	Shimano STX-RC 7-speed	Shimano Alivio 22-34-42	Vetta SL racing wide Torino																			
Easton H.B.O. Elite for Suspension frame 2150g	Rock Shox Mag 21 air/oil long travel 1380g	Diacompe Ahead black steel	RMB 6061 alloy silver	Shimano LX w/cartridge brake shoes	Shimano LX 8-speed	Shimano XT 8-speed	Shimano UN51 Cartridge bearing	Sedis Mtn. SCMS0		Shimano LX 8-speed Rear 32H LX Parallax Front 32H	DT Swiss Champion 15g	Sun CR18 with brushed sidewalls and eyelets	Fr. & Rr. Ritchey Z-Max Megabite SC 1.9"	RMB Hinge-style 26.8mm 330mm	Vetta TT Tri-shock racing Manganese rails Torino													
Easton H.B.O. Elite 1730g	Rock Shox Mag 21 air/oil 1360g															RMB double butted 6061 black	Diacompe 985C w/Grey Matter pads	Grip Shift 600 8-speed	RMB/ Sugino custom Silver alloy rings 22-32-44	Shimano LP25 Cartridge bearing	Fasten Sport	Sedis ATB	Shimano STX-RC Rear Acera X Front 36H Shimano Acera X Rear Parallax Front 36H	Shimano IG 7-speed 11-28	Stainless Steel 15g	Sun L20 brushed sidewalls	Duro Maximum Tread skinwall 2.0"	RMB alloy 26.8mm silver 300mm
Tange Prestige 2100g	Rock Shox Mag 21 air/oil 1360g								RMB double butted 6061 black							Diacompe 985C w/Grey Matter pads	Grip Shift 600 8-speed	RMB/ Sugino custom Silver alloy rings 22-32-44	Shimano LP25 Cartridge bearing									
Tange Cro-Moly throughout triple-butted 2200g	Rock Shox Quadra 21 1400g or Rigid Tange Cro-Moly	RMB fluted 6061 silver	Shimano LX w/cartridge brake shoes	Grip Shift 400 7-speed indexed front	Shimano STX-RC 7-speed	RMB/ Sugino custom silver arms black rings 20-32-42	Shimano STX-RC 7-speed	Shimano Alivio 22-34-42	Vetta SL racing wide Torino																			
Tange Cro-Moly throughout double-butted 2220g	Tange Cro-Moly forged ends	YST steel black	RMB Cro-Moly 15 deg black	RMB 6061 alloy silver	Shimano Alivio	Grip Shift 400 7-speed indexed front	Shimano STX 7-speed	Shimano Alivio 22-34-42		Vetta SL racing wide Torino																		
Tange Cro-Moly throughout double-butted 2220g	Tange Cro-Moly forged ends	YST steel black	RMB Cro-Moly 15 deg black	RMB 6061 alloy silver	Shimano Alivio	Grip Shift 400 7-speed indexed front	Shimano STX 7-speed	Shimano Alivio 22-34-42			Vetta SL racing wide Torino																	

ROCKY MOUNTAIN BICYCLES 1995

I.M.B.A RULES OF THE TRAIL

*Ride on open trails only.
Leave no trace.
Control your bicycle.
Always yield trail.
Never spook animals or ghosts.
Plan ahead.*

ROCKY MOUNTAIN DISTRIBUTORS

Germany Bike Action 49-6071-92340
Switzerland Chris Sports Systems 41-5232-8212
Japan Prime (Japan) Inc. 81-35821-1334
Argentina Adviser S.A. 54-6125-8989
Norway Solve Weum "Quality" 47-9434-2327
Denmark Alan's Bike Bix 45-8612-2237
Sweden Bike Action AB 46-3122-8040
New Zealand Sportive Agencies 6433 48-9725
Australia Spektrum 61-244-7204

WE ALSO HAVE DISTRIBUTORS IN:

Indonesia, Benelux, UK.
Contact head-office for more information.

HEAD OFFICE AND MANUFACTURING PLANT

Until Oct. 1994
#414 - 5940 No. 6 Road
Richmond, B.C., Canada V6V 1Z1
Tel (604) 270-2710 Fax (604) 270-3358

After Oct. 1994
1322 Cliveden Avenue
Annacis Park, Delta, B.C., Canada V3M 6G4
Tel (604) 527-9993 Fax (604) 527-9977

As we are constantly trying to build our bikes better each and every day, specifications are subject to change without notice.

Design: Scott Schneider
Writing: Craig Pollack
Photography: Jay Dear
Electronic Prepress: Teldon International, Inc.
Printing: Teldon Press, Inc.



Rocky Mountain Bicycle Co. Ltd.
Printed in Canada