

SPECIALIZED BICYCLES AND ACCESSORIES 1992




*SPECIALIZED.*



4	MOUNTAIN BIKES
13	KID'S BIKES
16	CROSSROADS
22	ROAD BIKES
28	TIRES
30	HELMETS
32	SHOES
34	GLOVES
36	BAGS
38	COMPONENTS
46	SPECIFICATIONS



It's a given. What you want to do is move into what lies ahead - fast. It's the same in cycling, life, and everything else that matters. Let's face it, the worst thing in the world is staying where you are. The Romans called it "the status quo." We call it getting dropped. That's why as riders we get a little crazed about the subject, pushing ourselves to make some of the best cycling products that have ever been built. At our disposal are Ned Overend and Team Specialized, the Motorola Team, the Soviet Union Amateur Team; some of the best cyclists in the world. We broaden our world of design by teaming up with technology leaders like DuPont and Duralcan. But the real acid test for our products is you, the rider. So this year, if you find yourself able to hammer a little harder or spin a gear higher maybe our job is complete. If not, we'll keep pushing it.



Mike Sinyard, President



More than anything, what makes our bikes different is frame design. Our designers' creation is called the Specialized Frame System, or SFS™. In it is everything they've learned from World Champion Ned Overend, Team Specialized, our Technical Support Program, countless miles with hardened riders like Elvis Moab, plus their own considerable wisdom. Spec-wise, it can get complicated. Our own DirectDrive™ tubing is round in some places, square/oval in others, and its wall thickness varies up and down the tube. The point of it is an optimized stiffness-to-weight ratio. In English: there's no mush in the bottom bracket—so when you pedal, instead of energy being wasted into a flexing bottom bracket, your power is efficiently channeled through the frame to get you up the hill. And when you descend, you get a compliant ride, not a rigidity that beats you up. If you haven't tried one of our bikes, do it. Then you'll know.



# MOUNTAIN BIKES





**STUMPJUMPER®  
FUTURE SHOCK**

This ground-breaking bike features new Specialized Future Shock oil-dampened front suspension to skim the rough sections. Light Specialized/Tange Prestige DirectDrive frame with DirectDrive fork features aggressive, race-proven geometry. Spec'd with exclusive Specialized pedals, seatpost, bars and AutoPilot Comp grips. Shimano DX components with thumbshifters. New Specialized ProLong Saddle for easier climbing and descending. Specialized X-23 rims, Wheelsmith spokes, Specialized Ground Control/Extreme tires. 16.5, 18, 20, 21.5. Silver.



**STUMPJUMPER  
PRO**

The complete off-road racer with our new low-profile MicroDrive system. Features new, lighter Prestige DirectDrive frame with DirectDrive fork. Lightweight Suntour Micro Drive crankset. SunTour XC Pro system with new Power Flo freehub. Top mount shifters with AutoPilot Comp grips. Specialized TX-21 rims, Wheelsmith butted spokes, alloy nipples. New Specialized ProLong leather saddle. 16.5, 18, 19, 20, 21.5. Matte grey.





**STUMPJUMPER  
COMP**

Specialized's most popular racing bike now has our own specially designed components, including pedals, headset, bars, stem and seatpost. Also has our new, low profile DirectDrive crankset. Specialized BX-23 rims, Wheelsmith spokes. Shimano XT derailleurs, shifters, brakes and hubs. Ground Control tires, with Ground Control Extremes in the rear for optimal traction. 16.5, 18, 19, 20, 21.5. Dark metallic red.

**STUMPJUMPER**

Our basic, now classic, off-road racing bike. Light Specialized/Tange Prestige DirectDrive frame and DirectDrive fork. Racing thumb shifters with friction mode as well as index. New Specialized seatpost, headset and pedals. Shimano DX Hyperglide system. Specialized BX-23 rims, Wheelsmith stainless spokes. Ground Control tires with Ground Control Extremes in the rear, the optimal set-up. 14.5, 16.5, 18, 20, 21.5. Yellow; Metallic purple.



### ROCKHOPPER® COMP

An aggressive sport ATB with high-performance features including Specialized design lightweight pedals, saddle, bar and stem. Specialized DirectDrive frame and fork are spec'd with Shimano LX Hyperglide components with Deore DX friction, top-mount racing shifters. Low-profile DX brakes with two-finger levers. Ground Control tires, with Ground Control Extremes in the rear. 16.5, 18, 19, 20, 21.5. Orange; Graphite.



### ROCKHOPPER SPORT

A light sport ATB. The Specialized DirectDrive frame and fork provide a balanced mix of comfort and control. SunTaur X1 derailleurs, top-mounted racing shifters and Power Flo freehub system. Dia Compe superlight X1 cantilever brakes. Specialized X23 rims with Ground Control tires, Wheelsmith stainless spokes. Specialized Air Gel saddle with SR TCO seatpost. 16.5, 18, 20, 22. Red; Purple/dark purple.





**ROCKHOPPER**

This entry-level sport bike employs Specialized's DirectDrive frame and fork for solid performance and handling. Shimano 400 Hyperglide system with Rapid Fire shifters for easy, faultless shifting. Shimano cartridge sealed bottom bracket. Specialized BX-25 rims, with stainless steel spokes, Ground Control tires. New contoured Specialized Air Gel saddle and SR TCO seatpost. 14.5, 16, 18, 20, 22, 16-ladies, 19-ladies. Black pearl; Green/dark green.



## THE EXCELLENT ADVENTURE OF THE NUMBER ONE MOUNTAIN BIKE TEAM.

The exploits of Team Specialized are well-known. Ned Overend: four World Championships, four National, and the top man of all time in the sport. The Number One winning female worldwide, Sara Ballantyne. Lisa Muhich, with three National Championships. Daryl Price, a perennial top NORBA contender. Elladee Brown, Canadian National Champion. Still, to excel at engineering for the sport you need to test products everywhere—in all kinds of conditions. So, Team Specialized World Cup Mountain Bike series, in here. The point of the fabled Team and that helps you stay on top.



spent the summer of 1991 on the Grondig Italy, France, Switzerland, Germany, plus Specialized is, they help us stay on top,




**HARDROCK®  
SPORT**

Large diameter sloping top tube frame with DirectDrive fork rides comfortably without sacrificing pedaling efficiency. SunTour X-Press under-bar shifters for easy gear selection and XCM Power Flo freehub system. Exclusive Sugino crankset with Dia Compe brakes and levers. Specialized Crossroads II 1.95 tires. New contoured Specialized Super Soft saddle for comfort and SR TCO seatpost. 16.5, 18, 20, 22. Metallic red; Green/blue green.



**HARDROCK  
ULTRA**

Our special sloping top tube geometry makes this bike comfortable yet responsive. Shimano 200GS Hyperglide system for easy shifting and low profile brakes. Flat bars for an aggressive riding position. Araya VP20 "V" section rims and Specialized Crossroads 1.95 tires for a cushioned ride. 14.5, 16.5, 18, 20, 22, 19-ladies, 16-ladies, and 13-frame/24-inch wheel. Violet/cranberry.





**HARDROCK**

Our special sloping top tube geometry makes this bike comfortable yet responsive. Shimano 200GS Hyperglide system for easy shifting and low profile brakes. Upright bars for a comfortable riding position. Araya VP20 "V" section rims and Specialized RockCampa 1.95 tires for a cushioned ride. 14.5, 16.5, 18, 20, 22, 19-ladies, 16 ladies, and 13-frame/24-inch wheel. Black/blue pearl.

## OFF-ROAD RACING'S MOST WELCOME SIGHT. BY THE WAY, HAVE YOU SEEN HIM?

Ten months of the year, Tom Hillard's house is manned by an answering machine. Tom himself is out racking up 50,000 miles a year on his Specialized Tech Support van. For our good and that of mountain bike racing, Tom lives dirt. That means if you're at a race, there's a good chance Tom is there too, and he's ready to help. His loaner Stumpjumper has rescued many a racer with a broken bike. Since Tom tells R&D everything he learns, it also means that when you buy a Special-



ized bike, everything Tom learns in the the Mountain Bike Hall of Fame, founder-rollerblader, and former world skate-see him, make sure he checks his oil.



# TANDEM


## DEJA TWO® TANDEM

We don't need to tell you how much fun a tandem can be. Our high-tech aluminum model is an off-road marvel. The 6061-T6 heat-treated aluminum frame with stainless steel dropouts features a round-oval boom tube and Back-Up design for responsive, power-efficient riding. The tandem captain has control over a DirectDrive fork with 1-1/8-inch bulge butted steerer and new Specialized LD AV-II alloy headset. Both captain and stoker connect with a SunTour XC-Comp and XC-Pro drivetrain with a Specialized DirectDrive tandem crankset. New Specialized cold forged, adjustable and graduated rear stoker stem means the bike can fit the stoker to a T — any number of stokers to a T. Specialized Hardpack II 2.2 tires and Suntour Grease Guard hubs with 36-hole X26 rims means the ride can be on- or off-road. Features Specialized internal expander eccentric front bottom bracket as well. 17/15; 19/17; 21/19. Purple haze.





# KID'S BIKE





**ROCKHOPPER  
MEGA™**

The perfect 12-speed mountain bike for kids aged 7-13. The new, lower standover height, levers, saddle, grips and handlebar with smaller MicroFit ends are proportionately sized for children. The new Specialized 24-inch wheel-sized frameset comes in both boy's and girl's styles. Shimano 70G Hyperglide system with Rapid Fire shifters provide easy shifting. Cool-looking 24-inch Black Max tires and Araya alloy rims. TIG stem with narrow MicroFit bars. 13.5-inch frame size. Boy's frame style — Dark purple; girl's frame — Cranberry.



**HARDROCK MEGA  
GIRL'S**

This 11.5-inch frame features 20-inch wheels, alloy rims and our exclusive proportionally sized saddle and grips. Handlebars come with smaller, tapered MicroFit ends to fit children's hands and provide better, safer control. Kid-friendly features include both chainwheel and derailleur guards. Kid's sized brake levers with narrow MicroFit bars. Alloy rims with Specialized 20-inch Black Max tires. Shimano 70GS 6-speed with new easy Rapid Fire shifters. Girl's frame — Hot pink.





**HARDROCK MEGA  
BOY'S**

This 11.5-inch frame features 20-inch wheels, alloy rims and our exclusive proportionally sized saddle and grips. Handlebars come with smaller, tapered MicroFit ends to fit children's hands and provide better, safer control. Kid-friendly features include both chainwheel and derailleur guards. Kid's sized brake levers with narrow MicroFit bars. Alloy rims with Specialized 20-inch Black Max tires. Shimano 70GS 6-speed with new Rapid Fire shifters. Boy's frame style — Black.




## IN TRIBUTE TO THE ATHLETES WHO USE THEM.

One of the more astonishing areas of sport today is wheelchair racing. We sponsor several competitors, among them Southern California's DeAnna Sodoma. A ferocious road bike racer for a number of years, she awoke from a bad accident in 1989 with her drive to compete intact, and entered the three-wheel sport the next year. For 1990, she won 18 races out of 19. Specialized builds highly competitive tires for chairs used by people like DeAnna. These tires share several things with bike tires. They teach us about rolling resistance. They get jumped off curbs and banged into constantly, and their sidewalls endure great abuse. All in all, conditions that tell us a lot about off-road tires too, which is one of the reasons we build them.



Cross bikes are smart. They're way tougher than a road bike, yet are lighter than most mountain bikes. The Specialized Frame System gives you a sloping top tube, which makes it easy to get on and off and adds comfort. Handling is dialed in because our SFS frames are designed from scratch. The outcome is a bike built for the way you ride, not one that makes you rebuild to suit it. Bottom line: if you find yourself riding a road bike in the dirt or a mountain bike on the street, this is the line for you. To be sure there's a model to match your character, this year our designers made five.





# CROSSROADS






# **CROSSROADS: SPORT**

Fast and sporty, this bike features a lighter, full chromoly DirectDrive frameset with butted tubing. Includes Specialized's unique sloping top tube design for comfort and control plus SunTour's X1 shifting system with cross gearing and Grip Shift for easier handling. Spec'd with light, yet powerful Dia Campe X1 cantilever brakes and new FSE levers to keep the weight down. Specialized Tri Cross 45C tires with VX300 rims and stainless spokes. New Specialized Air Gel saddle. 16.5, 18, 20, 22. Purple/Dark purple.

# **CROSSROADS TRAIL LX**

Our Crossroads Trail bike, already equipped with fenders, Union Hologen lighting system and Specialized's Rock Rack, so it's ready for the daily commute or the weekend tour. Shimano 300/400 LX system with Hyperglide and 30/40/50 round chainrings make any incline conquerable. Features SRAM Grip Shift™ twist grip shifters for control and new Specialized Air Gel saddle for comfort. Specialized Nimbus 38C tires with Araya PX-45 rims and stainless spokes. 16.5, 18, 20, 22. Dark blue/dark green.





CROSSROADS  
TRAIL

A full-feature Crossroads bike with new Grip Shift twist shifting for easier bike handling. Includes Shimano 300/400 LX components with Hyperglide for fast, accurate shifting. Utilizes a full chromoly frameset for a durable bike and a comfortable ride. New Specialized Air Gel Saddle. Specialized Nimbus 41C tires with Araya PX-45 rims. 16.5, 18, 20, 22. Black/blue pearl, Violet cranberry.



## BECAUSE ONE-THIRD OF THE PLANET IS COVERED WITH DIRT.

There's a lot of dirt out there. But that doesn't mean you can always get at it. Since the brown stuff is one of our favorite places, we're doing what we can to make sure there's still dirt you can ride on. Today there's progress, partly because of people like the Specialized Land Use Advocate, Linda DuPriest. She knows a number of steps to take when a favorite trail is suddenly off limits. The result is more places to ride, hike and whatever, for everybody. Today, the U.S. Bureau of Land Management actually wants mountain biking. We're working with them. On the other hand, when people in New York go to Central Park and the Times runs stories like "Central Park Hell on Wheels," we'll step in there too. If you've got a problem, call Linda at



Specialized. (408)779-6229.



#### CROSSROADS

An upscale bike with wide-ranging gearing and a full-feature Crossroads frame. Chromoly main triangle utilizes Specialized's unique sloping top tube design for improved control and comfort. Shimano 200 CX cross component group and 28/38/48 round chainrings combine with the Hyperglide system and Rapid Fire shifters for fast, easy, accurate shifting. Gel saddle for comfort and alloy seatpost for lightness. Specialized Nimbus 41C tires with Araya PX-45 rims. Shimano cartridge sealed bearing bottom bracket set, 14.5, 16.5, 18, 20, 22, 16-ladies and 19-ladies. Burgundy, Plum/lavender.



#### CROSSROADS CRUZ

Our full-value entry-level Crossroads bike features our Crossroads frame with chromoly main triangle. Shimano M100 drive system with Rapid Fire shifters makes shifting easier, while a forged 25-degree stem with small taper-end handlebars makes riding more comfortable. New Specialized Nimbus 38C tires with Araya PX-45 rims. New cross saddle and newly designed cross grips. 16.5, 18, 20, 22, 16-ladies, 19-ladies. White/gold pearl, Dark green.







#### SEQUOIA

This elegant adventure bike features fenders and a remote-control Hologen lighting system by Union, so it's ready to roll to the office or across the country. Full-feature Specialized touring frameset is responsive and comfortable, so that long miles don't wear on you. New Specialized front and rear Rock Racks. Shimano DX system components with Grip Shift system provide positive-action shifting, consistently. Specialized 3BC Nimbus K4 tires are durable and provide flat protection. 51, 54, 56, 58, 61, 54-ladies, Burgundy.


## TESTING. WE ARE COUNTING THE WAYS WE LOVE TO DO TESTING.

Every product we make, headsets to helmets and framesets to forks, we test. That won't surprise you—the lengths we go to may. Here are a few. Exhaustive computer aided design and engineering simulations. Helmet testing on a Snell impact test simulator. Tire traction testing on a special off-road jig. Bruising tests at materials engineering labs and here for bike strength and endurance. Race team testing for handling and the great intangible, ride. The industry's toughest spot testing on helmets: we destroy one in 100. But above all, testing of every design by our many employees. Think of them: a horde of passionate enthusiasts who know bikes—an instant, massive sample to run anything by. Giving everything the big thumbs up or thumbs down.






The technology, engineering smarts, and sheer bicycle know-how we put into the Specialized Frame System (SFS) gives our road bikes a ride we'll put against anything. You don't get this confident without a reason. Our carbon fiber Epics have won more national championships since they were introduced four years ago than any other production bike. A Specialized road bike won "Best Of" awards from Bicycle Guide three years running. One of the reasons: with SFS, you get shock absorbence where you want it, and stiffness where you need it. Speaking of things you may need, check out our new way-light, large-diameter DirectDrive steel Allez. It's destined to set standards too. Find out why so many champions choose non-custom bikes made by us. Ride one.





# ROAD BIKES






**EPIC® PRO**

Our professional level, carbon fiber road bike utilizes Programmed Stiffness tubing for excellent response. Also features our exclusive Specialized aluminum lugs. Fast, accurate performance is insured by Shimano's 8-speed Dura-Ace STI componentry. Specialized Down In Front bars provide full aero positioning. Mavic Open 4CD rims 50, 52, 54, 56, 58, 60. Polished carbon with light purple mist.

**EPIC COMP & EPIC**

This bike's carbon frameset features Programmed Stiffness tubing for improved performance. Shimano Ultegra components with 8-speed STI. Mavic Open 4CD rims with Specialized Turba tires and Down In Front bars for improved aerodynamics. — Also available with Shimano 105 components. Mavic 192 rims with Specialized Transition tires and Modolo bars. 50, 52, 54, 56, 58, 60. Purple fade.



## ROLLING PRODUCT DEVELOPMENT LAB OR BUTT-KICKING ROAD TEAM?

Worldwide, Specialized bikes and gear are in broad use by many top professional racers. Andy Hampsten, Steve Bauer, Dag Otto Lauritzen, to name a few. For them, it's help in winning races. For us, it's a rolling R&D lab. So it makes sense that our Sub-6 helmet was designed with the help of the best-known U.S. professional road race team. The Motorola team, once famous as 7-Eleven, has worn Specialized helmets for years. When they told us mile climb up Alp d'Huez in 100 degree heat, we had Sub-6. After many frequent flyer miles, we had Alp d'Huez, but on your next Tour de Oven, we can



how hot the Tour de France gets, especially the 60-knew no known helmet would work. We began the some really happy helmet wearers. We can't flatten certainly make sure you keep cool.





#### **ALLEZ® COMP**

Features a brand new, lighter steel frameset utilizing large-diameter, thin-walled chromoly tubing and Specialized investment lugs. Aluminum fork lowers weight and reduces road shock. Shimano 105 components ensure accurate shifts. Specialized stem and Modolo bars with shallow and deep drops. Mavic Open 4 rims with Wheelsmith stainless spokes. 43, 48, 50, 52, 54, 56, 58, 61. Silver.



#### **ALLEZ SPORT**

A light, fast road bike with triple cranks to help surmount any obstacle. Features new lightweight large-diameter, thin-walled chromoly tubing and DirectDrive fork. Shimano RX100 triple gearing system. Specialized stem and Modolo bars. Wheelsmith stainless spokes on Mavic 192 rims. Specialized Team Blob saddle. 43, 48, 50, 52, 54, 56, 58, 61. Turquoise.



#### **ALLEZ**

Our entry-level road racing bike with a new, lighter frame. Utilizes lightweight, large-diameter, thin-walled chromoly tubing and Specialized investment cast lugs. RX100 Shimano group. Specialized stem and Modolo bars. Team Blob saddle. New Mavic 192 rims with Wheelsmith stainless spokes. 43, 48, 50, 52, 54, 56, 58, 61. Black.



**TRANSITION™ PRO**

Improved, lightweight TIG-welded chromoly frame with Specialized Fast Forward frame geometry and Tange Prestige tubing for ideal positioning make this the ultimate time trial/triathlon bike. Optional full aero package includes Specialized Composite Wheels and aero bars. Aluminum alloy fork to keep the weight down. Shimano Dura-Ace 8-speed system. Down In Front bars. 51, 55, 58. Satin Black.

**TRANSITION**

Specialized Fast Forward Frame Geometry positions you more efficiently and makes this bike handle power-transfer better, making it perfect for time trials and triathlons. Utilizes improved, lightweight, Prestige tubing in a TIG-welded frame. Modolo bars with Specialized aero bars. Features Shimano's new 8-speed Ultegra. Mavic Open 4CD rims with Wheelsmith spokes. 51, 55, 58. Wild orange.



## WHY TECHNOLOGY GIANTS LIKE DUPONT CALL US FIRST.

Things like the now-famous Specialized Composite Wheel we developed with the help of DuPont don't come about by accident. They come about because people at DuPont care about bikes—a lot like us—and because we care about technology—a lot like them.

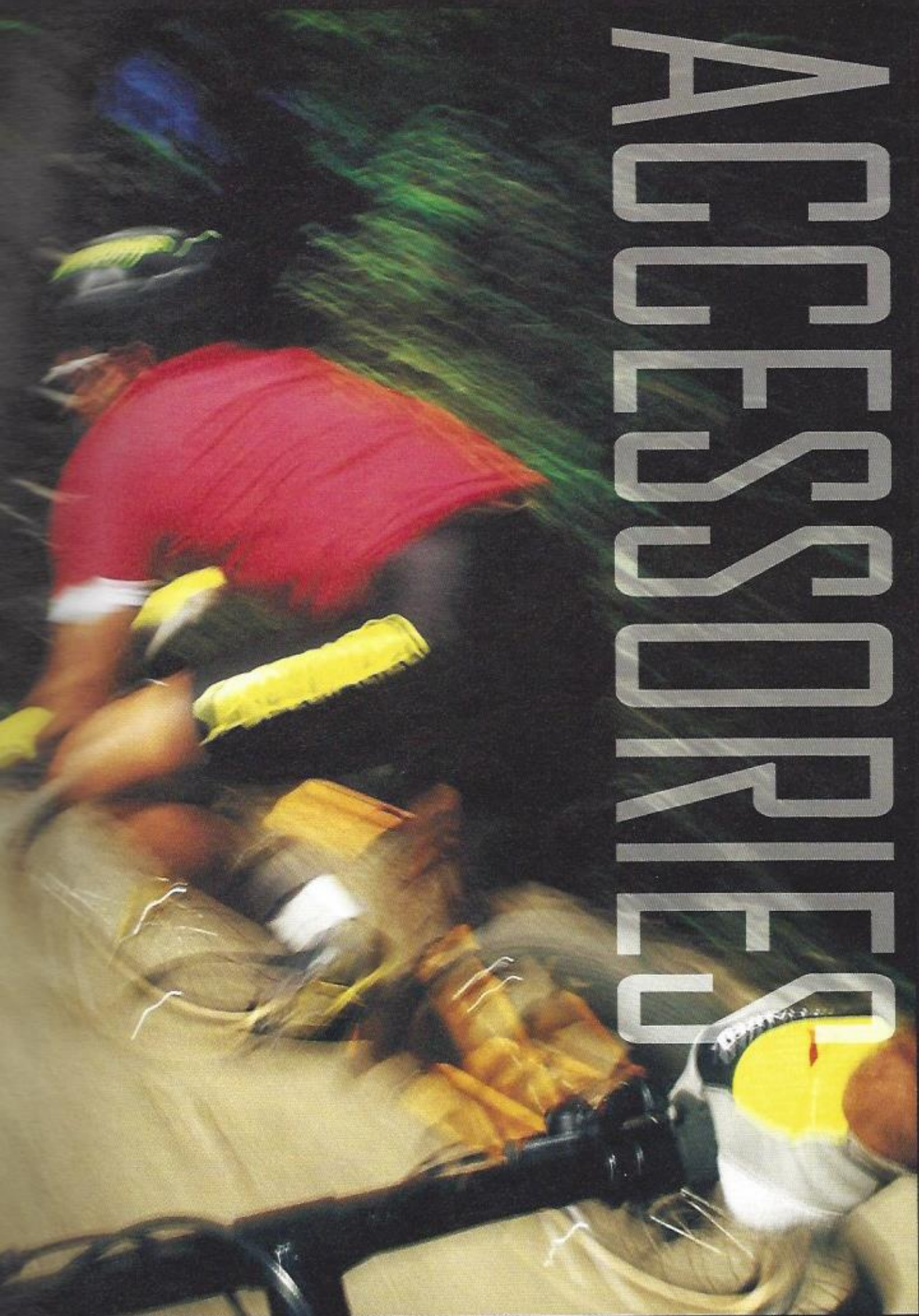
Partnerships with technology-intensive firms like the first to use their Kevlar in bike tires, and we have We're kind of proud of the whole thing, partly because something neat about people converging to advance



DuPont are part of what helps us advance. We were numerous additional projects with them in the works. of the human content of these partnerships. There's a technology that advances a sport.



# ACCESSORIES





## ROAD TIRES

**TURBO® CR**

The highest clincher made — only 160 g. Lowest rolling resistance on the market means the only thing slowing you down is the racer in front of you. Handmade DuPont® Kevlar® and cotton casing. Low durometer rubber means traction in wet or dry conditions. New "C" pattern tread features a slick center for fast rolling and patterned sides for traction in corners. 125 psi. Kevlar bead/folding. 700 x 20C.

**TURBO C**

High-performance training or racing tire features new special latex on the sidewall to improve cut resistance. Increased tread depth (2mm) gives you

extended wear and keeps you rolling longer. New rubber compound gives good traction on wet or dry pavement. New "C" pattern tread features slick center for low rolling resistance and patterned sides for cornering traction. Improved construction means it's easier to mount on the rim. 125 psi. DuPont Kevlar bead/folding. 700 x 18C, 20C, 23C. 185 g.

**BLACKTOP™**

All-black version of the Turbo features black sidewall to increase side protection. 700 x 20C. 220 g.

**TURBO INFINITY**

High-performance, cut- and puncture-resistant tire features a tough, triple-layer woven sidewall and DuPont Kevlar belt for superior flat protection. Special latex on the

sidewall further improves cut resistance. New rubber compound improves traction on wet or dry pavement. Tread depth increased to 2mm for longer wear. New "C" tread pattern. 125 psi. Kevlar bead/folding. 700 x 20C. 225 g.

**TRANSITION™**

Training on your racing tires is like going to breakfast in a tuxedo. For serious mileage and fewer flats you need a durable, high-performance tire that will wear forever. Transition's versatile file tread and new rubber compound gives you traction in all kinds of road conditions. Special latex on sidewall improves cut resistance and gives you good cornering adhesion. Increased tread thickness for longer wear

and further puncture resistance. Four sizes available with puncture-resistant Kevlar belt. 95-125 psi. Wire bead. 700 x 20C, 23C, 26C; Kevlar belt available in 20C, 23C. 27 x 1 1/8 inches, 1 1/4, 250-345 g.

**TRI-SPORT™**

For hill and dale, around potholes and over bike paths, this is a lightweight sport and recreational tire that boasts an affordable price. Strong and durable casing provides great performance. Versatile file tread pattern takes you anywhere. 95-115 psi. Wire bead. 700 x 20C = 485 g; 700 x 23C = 510 g; 700 x 26C = 550 g; 27 x 1 1/8 inches = 510 g; 27 x 1 1/4 inches = 550 g; 26 x 1 3/8 inches = 620g.

**NIMBUS™**

Tough, durable tire for cross bikes, tandems and heavy load carrying. Semi-slick tread handles well on smooth and rough surfaces, feels safe no matter what the road brings. 75-100 psi. Wire bead. 700 x 38C = 410 g; 700 x 41C = 450 g; 26 x 1.75 inches = 480 g; 26 x 1.4 inches = 550 g.

**EXPEDITION®**

Long-lasting tire for rough surfaces and heavy load carrying. Herringbone tread with thick center mileage band. High profile provides both comfort and traction. Wire bead. 75 psi. 700 x 32C = 375 g; 27 x 1 3/8 inches = 435 g.

**TRI-CROSS™ II**

If you find yourself heading more and more off road on your cross bike, you need the traction of this tire. Our sharp, "Working Edge" tread pattern gives solid off-road cornering control. Excellent for cyclocross bikes. Superior braking capability. Wire bead. 75 psi. 700 x 28C = 300 g; 700 x 35C = 405 g; 700 x 45C = 675 g.



## UNCONDITIONAL GUARANTEE

We guarantee that each Specialized tire will outperform and outwear any other tire on the market. Period. If for any reason you are ever dissatisfied with one of our tires, just return to your dealer for a replacement or full refund.



## TUBES

SIZE/PSI	WT.
700X20/28	Standard 99
700X20/28	Standard 139
700X21	Thorn resistant 245
27.5X2.1	Thorn resistant 380
700X20/28	Airlock 132
700X20/28	Airlock 192
26X1.8	Standard 95
26X1.8/1.9	Standard 154
26X1.25/1.5	Standard 146
26X1.5/2.2	Standard 195
26X1.9/2.5	Standard 225
26X1.25/1.5	Standard 130
26X1.5/2.2	Standard 175
26X1.9/2.5	Standard 150
26X1.5/2.2	Thorn resistant 487
26X1.5/2.2	Airlock 282
26X1.5/2.5	Straight 150

SIZE/PSI	WT.
700X20/28	Standard 99
700X20/28	Standard 139
700X21/25	Standard 140
700X20/25	Thorn resistant 245
700X20/28	Airlock 132
700X20/28	Airlock 192
700X20/25	Jeru 42
700X20/25	Straight 80
26X1.8	Standard 95
26X1.25/1.5	Standard 148
26X1.5/2.2	Standard 195
26X1.9/2.5	Standard 225
26X1.5/2.2	Standard 175
26X1.5/2.5	Airlock 282

## AIRLOCK™ SEALANT TUBES

Finally, a cure for the common flat. Used by many top NORBA teams in the downhill and often in cross-country events. It took a three-year investment in testing plus two Ph.D.s in physics and chemistry to create Airlock tube technology. It's lighter, longer-lasting and more user-friendly than any other flat preventative. The road model is just 30 grams heavier than a standard road tube, and the off-road model is just 110 grams heavier than a standard mountain bike tube. One-year warranty — we stand behind Airlock performance. Available in presta and Schroeder. 700 X 20/25C = 132 g; 700 X 28/38C = 192 g; 26 X 1.5/2.25 = 282 g.

## OFF-ROAD TIRES

### GROUND CONTROL™

Our racing tire with its World Championship heritage has a tread redesigned for front wheel use. Handles multiple dirt surfaces. K4 model available with puncture-resistant Kevlar belt. 80 psi. Wire or Kevlar bead (1.95 size). 24 X 1.95 = 650 g; 26 X 1.95 = 670 g; 26 X 1.95 "S" = 580 g; 26 X 1.95 K4 = 710 g.

### BLACK MAX

Ground Controls with distinctive black sidewalls. The sidewall also promotes toughness to help prevent the unstylish activity of changing flats. 20 X 1.95 inches = 600 g. 24 X 1.95 inches = 680 g. 26 X 1.95 inches = 740 g.

### GROUND CONTROL EXTREME

When you're standing up on the pedals, and the rear wheel just keeps spinning in place — that's when you know you need these tires. Ground Control tires have won more off-road races than any other tire. Tread has been redesigned specifically for rear wheel traction: "Working Edges" provide superior climbing and braking. Widest 2.5 size is the most comfortable tire available — "Bicycling Magazine" called it "inexpensive suspension." 80 psi. Wire or Kevlar bead (1.95 size). 26 X 1.95 = 660 g (wire) or 590g (Kevlar) 26 X 2.5 = 850g (50psi).

### CANNIBAL™

An aggressive soft dirt tire for the racer/enthusiast. Working edges with side knobs provide excellent cornering ability. "Flying Bat" tread pattern features center knobs that hook up for excellent climbing and braking, the best traction of any tire in soft dirt. Wire bead; Kevlar bead available in 2.2 "S" version. 26 X 1.8 = 590 g; 26 X 2.2 = 690 g; 26 X 2.2/"S" = 620 g.

### STORM CONTROL™

Specially designed to excel in wet and muddy conditions, this tire provides superior cornering on mud, dirt and wet surfaces. Teardrop tread pattern provides outstanding climbing traction in wet dirt. Self-cleaning design throws off mud. Provides superb braking in wet conditions. 80 psi. Wire bead. 26 X 1.8 = 650 g; 26 X 2.2 = 750 g.

### HARDFPACK™ II

The racer's choice for rough, rocky or hardpacked terrain. While it's light and fast, it's excellent for cornering and descending. Open tread pattern with smoother blocks for better mud performance. 26 X 1.8 size provides perfect balance of speed and flotation. 80 psi. Wire bead. 26 X 1.8 = 550 g; 26 X 2.2 = 690 g.

### ROCKCOMBO™

If you pedal the pavement on weekdays, head for the dirt on weekends, this is the perfect tire for you. New tread with closed link center knobs excels on pavement but sticks on the dirt. 80 psi. Wire bead. 26 X 1.95=705 g.

### CROSSROADS™ II

Dual purpose tire with good traction. Interlocking center knobs are quiet on pavement; "Working Edge" tread design is not exactly noisy on dirt, but the good traction has been known to raise a few hoots from the rider. 80 psi. Wire bead. 26 X 1.5 = 530 g; 26 X 1.95 = 650 g.

### FATBOY™

This slick-tread tire is for fast street riding on a mountain bike. Slick tread and high psi combine for low rolling resistance and humless riding. K4 version has puncture resistant DuPont Kevlar belt between casing layers. Wire bead. 24 X 1.25 = 345 g; 26 X 1.25 = 365 g; 26 X 1.25 K4 = 425 g.

### TURBO/SATB

Sometimes the pavement just invites speed, and even if you're on a mountain bike, you're not immune to it. Introducing the fastest and lightest 26-inch tire available. Lightweight folding model with Kevlar bead. 125 psi. 26 X 1.0=180g.

## FATBOY

## CROSSROADS II

## HARDFPACK II

## STORM CONTROL

## GROUND CONTROL

## 2.5 EXTREME

## GROUND CONTROL EXTREME

## CANNIBAL

## ROCKCOMBO



EXTRA AIR FORCE



#### EXTRA AIR FORCE

Ideal for mountain heads. If you want to feel the wind in your hair but still take advantage of the safety of a helmet, try the superior ventilation created by this helmet's airflow system. Includes subframe skeleton system to maintain foam integrity under impact, and .030-inch hardshell to disperse impact better

than thinner shells. Covers more of head, both front and rear, than other brands. Meets or exceeds Snell '90 and ANSI standards. 8.5 oz. Black or purple.




#### AERO FORCE™

You've always been able to think fast, wouldn't it be nice if your head could slip as quickly through the windstream as your thoughts do? Independent tests have proven this helmet to be the most aerodynamic available, making it ideal for time trials and triathlons. Specially designed vent allows greater air flow without causing extra drag. Meets and/or exceeds ANSI bicycle helmet standards. Less than 8 oz. Pink/grey/white rubberized Lycra cover.

#### AIR FORCE II™

Our aero design can make racers and recreational road riders even faster. Extra large multiple intake cooling channels and ex-



haust port offer increased air flow for excellent ventilation. The .030-inch hardshell disperses impact better than thinner shells. Meets and/or exceeds Snell '90 and ANSI standards. Just 8.5 ounces. White/black with Scotchlite reflective panels.

AERO FORCE



## NO-FAULT REPLACEMENT POLICY

If any of our helmets is damaged or worn in a bicycle accident with or without visual damage evident, do not continue use of the helmet. As with any helmet, its ability to absorb the forces generated in the collision may be substantially reduced. Just send your helmet to Specialized and a replacement will be sent to you.





## MEGA FORCE™

This high-quality helmet designed for kids aged 6 to 12 covers more of the head than other brands and still weighs just 8.5 oz. New .030-inch hardshell cover is durable and withstands impact better than competitor's thinner shells. Meets and/or exceeds Snell '90 and ANSI standards. Can fit kids aged 4 to 6 with accessory pad kit. Citron with Scotchlite panels for extra nighttime visibility.

## SUB6™

Totaled on the grueling pre-circuit by the Motorola Cycling Team, it is so this is the lightest Snell-approved helmet ever made (also meets and/or exceeds ANSI standards). The Sub 6 fits easy on the head and gives you peace of mind so you can concentrate on the winning break or outsparring the dog who lives in the red farmhouse. Superior ventilation is enhanced by extra large multiple intake cooling channels and exhaust port. Titanium skeleton system helps maintain frame integrity under impact, and the Kevlar-reinforced chin strap helps keep the helmet in position during a crash. Black with Scotchlite reflective panels.



## TEAM FORCE™

Specially designed for off-road riding, this helmet provides coverage over a greater area of the head, and the tough plastic shell doesn't get caught in low-hanging branches. 8.5 oz. Meets and/or exceeds Snell '90 and ANSI standards. White or blue with Scotchlite reflective panels.





# WEB FOOT

Off-road toe strap features tubular webbing and a strong Fastex buckle for comfort and security. Helps relieve strap pressure and numb feet. Black/blue, black/yellow.

# TRAIL SOCK™

Comfortable, stylish footwear for pre- and apres-ride. Rugged, lightweight 5 mm neoprene stretch upper, adjustable Velcro™ closure for secure fit. Supportive molded Ground Control Extreme pattern outsole is flat to provide a solid walking platform. Breathable upper for all-day comfort. Blue/black.

# TRAILFORCE™

Some hills go on forever. That's when it's nice to know you have a shoe that's comfortable if you decide to use the heel-toe gear. This shoe is flexible enough for walking but efficient enough for pedaling if you decide to get it out. Features New Pedal Piston Technology, a lightweight, rigid support system that's right where you need it for maximum pedaling efficiency yet has a comfortable front and

back sole for walking comfort. Lateral support system prevents foot roll. Rugged upper is breathable and resists moisture.

# HOT DOG™

A rugged, competition proven mountain bike shoe with cleats (essential for bunny hops and power hills). Cleats are self-cleaning with a wide slot for lateral movement. Rapid-entry, self-cleaning outsole. Extra cleat studs accept standard soccer cleats for further traction in extreme conditions (like peaced butter mud). Motion Control Device provides heel support. Lateral support system helps prevent foot roll. Toe bumper and canopy for protection. Grey/black/yellow.

# PRO STRAPS

Double laminated synthetic is strong and stretch resistant for extra security. Rear buckled buckle.

U.S. Women's shoe (heel) and Men's shoe (ball)





## MOUNTAINCLIPS

Large double strap carrier  
forms a wide mouth on  
these leashes for quick  
entry and exit. Made of  
tough DuPont  
composites  
material. Black;  
citron, fluorescent  
pink.

## GROUND CONTROL™

The only high-  
performance shoe for SPD  
clipless pedal system.  
Features a hinging pocket  
that insures fast cleat  
engagement. Adjustable  
upper has laces with Velcro  
canopy. Lateral support  
system helps prevent foot  
roll while pedaling.  
Adjustable heel tension  
strap provides maximum  
power transfer. Black/red.

## MOUNTAINSTRAPS

Tough, multi-use toe  
strap. Strong nylon  
webbing is stretch and  
water resistant. Black;  
citron, fluorescent pink;  
white, blue, red, yellow,  
grey.

## PRO DOG™

The lightest cycling shoe  
on the road market is  
cleat compatible with all  
major clipless systems  
and pedals, including  
Shimano SPD. UHL  
outsole provides high  
stiffness to weight  
ratio, perfect for  
climbing up hills and  
sliding through  
mud. Lateral  
support system helps  
prevent foot roll. Dual  
Velcro closure for easy  
entry. Grey/black/red.

## WILD DOG™

Thermoplastic insole  
makes these shoes  
warm for pedaling yet  
comfortable for walking.  
Lowcut design with

padded ankle collar.  
Motion Control Device  
provides lateral support  
to help prevent foot roll.  
Grey/blue.

## CHILLY DOGS™

Warm, neoprene booties  
help you face a winter  
training ride. Cleat slots fit  
all clipless pedals, for both  
road and off-road cyclists.  
High quality YKK zippers.  
Black/citron logo.



#### TRIPLESEASON GLOVE

Our three-season glove is perfect for training rides, commutes and century starts that take place in the cold hours of the morning. Seamless, full-finger construction is made of DuPont Thermax and Lycra. Thermax

provides superior insulation and wicks away moisture. Can be used as an inner liner for extremely cold conditions. Black; purple.

#### MEGA

High-quality cycling gloves for kids aged 7 through 12. Die cut pattern for precise fit. Rugged, padded pigskin palm. Lycra back and thumb. Mega Man graphic. Black/sublimated lycra.

#### TRANSITION™

Lightweight, pull-on gloves eliminate wrist band and intimidate the competition if you pull them on like a race car driver at the start line. High-quality calfskin leather with minimal palm padding gives you complete control. Lycra thumb and back. Black; white/grey.

#### BLOB EXTREME

Stylish gel glove with sublimated pattern keeps you unrattled on the fashion scene. Specialized "Blob" palm pad stands up to abuse. Soft terry thumb and index finger, lycra back. Calfskin palm. Sublimated pattern resists cracking or fading. Grey/black. Multi-colored design.

#### CROSSROADS®

A classic glove with a full terry back and thumb for mopping up sweat so you can see where the road leads. Machine washable. Extra palm padding for increased comfort. Two-tone grey palm with blue or grey.

#### VELO

A full-feature, affordable glove with padded pigskin palm for comfort and durability. Sleek lycra back. Foam-backed terry cloth thumb for wiping your brow when the climbs get long. Grey/blue; grey/red.

#### BLOB™ CITY

Our top-of-the-line gel glove is guaranteed to make you rattlerproof. Specialized "Blob" palm pad resists break down. Soft terry thumb and index finger. High-grade calfskin palm. Lycra back. Grey/blue.



## GROUND FORCE \*

Full-finger protection from grabby bushes and handlebar-bumping competitors. Made of specially selected

cowhide with nylon mesh back to provide excellent ventilation. Under wrist closure increases comfort and is less likely to open while riding. Foam-backed, terry-covered thumb. Black/blue.



sacrificing control. Synthetic Amara wears as well as leather, plus, is washable. Unpadded "Gription" covered palm provides superior feel for racing situations. Neoprene pad over the knuckles protects against trail obstacles. Nylon mesh back, perforated fingers

provide excellent ventilation. Under wrist closure for less interference with wrist movement. Grey/black/white. Approved by Team Specialized and Elvis Mont.

## COMP GLOVES

To dial the proper line through a switchback, you need complete control of not metaphysical unity with your bike. Our unpadded competition glove brings you closer to perfection. "Gription" palm provides superior feel and control. Washable

synthetic Amara wears as well as leather. Nylon mesh back provides excellent ventilation. Under-wrist closure for free

wrist movement. Foam-backed, terry-covered thumb. Grey/black/white.







#### SANDBAG

Off-road panniers that are single-track stable and not allergic to poison oak. They feature one X-shape and two horizontal compression straps for stable load carrying; slant bottom design to keep cargo positioned inboard for stability; a hinged lid with two pockets, one waterproof, one mesh; and a double rain-proofing closure. A Velcro expansion system

increases capacity. Ballistics cloth bottoms resist damage from off-road obstacles. Fits front and rear racks. 1,007-1,342 cu. in. Black/blue/citron.



#### COURIER BAG

A very cool bag for the business person or luggage aficionado, this over-the-shoulder briefcase has hidden shoulder and waist straps and is ready to go up against any New York City messenger. One main compartment with second smaller compartment and Velcro divider. 1,098 cu. in. Black/blue/citron.



#### EXPRESS PAK

The basic, indispensable road bike seat bag. Sized to hold 700c tube, tire irons, and change for that muffin. Reflective 3M Scotchlite band for nighttime visibility. 24 cu. in. Black; black/blue/citron.



#### EXPRESS CLIP

When you're digging for your chainbreaker or an extra dime to buy a muffin, you often have to remove the whole seat bag. And then sometimes you just want to take the bag with you. Our new quick release seat attachment system means you can detach the bag with one hand, quickly, and then use the bag's built-in clip to hang it from your belt. The system's

single bolt mounts easily under the seat rails and is made of tough, Lexan polycarbonate. Available on our Express Paks, Gear Pak and Survival Pak.



#### EXPRESS PAK II

A medium-sized seat bag for off-road or road use. Can hold a fat-tire tube, chainbreaker, etc. 46 cu. in. Black; black/blue/citron.

#### EXPRESS PAK III

Our largest seat bag expands for added capacity. Your mechanic still won't fit here, but most of his tools will. 79 cu. in. Black; black/blue/citron.

#### WINDBAG

When you're pedaling the last 20 miles, dinner and a hot shower are waiting in the next town, and the local junior racer just dusted you, you want all the aerodynamics you can muster. The Windbag's slipstreamed tear-drop shape places the cargo pockets in the rear, out of the airflow, and the slant bottom design keeps cargo positioned inboard for stability. Velcro-secured rain flap. Universal three-point rack mount attachment fits front or rear racks. 808 cu. in. Black/blue/citron.

#### VELOTRUNK II

Our best rack bag feature dividers that form two adjustable compartments. Five pockets — one



mesh and three rainproof on the sides plus a top mesh pocket. Foam stiffeners on all sides also insulate. Universal five-point mounting system. Reflective 3M

Scotchlite panel. Detachable shoulder-strap for off-bike use. 580 cu. in. Black; black/blue/citron.



#### SURVIVAL PAK

This pack's large enough for a fat-tire tube, and we supply the tire irons and patch kit. 46 cu. in. Black; black/blue/citron.

#### GEAR PAK

Even though we include a Y-wrench; 4, 5 and 6 mm Allen bits; 8, 9 and 10 mm sockets; Phillips and flat screwdriver bits; a foam tool holder to put them all in plus tire irons and a patch kit, there's still room for change to call a taxi. 79 cu. in. Black; black/blue/citron.

#### DEBRIEFER

Rack-mountable briefcase for commuters and students features a tilted mounting position to provide heel clearance. Velcro/elastic quick release mounting system fits any rack. Mesh outside pocket and inside pockets for pens, etc. 488 cu. in. Black/blue/citron.





#### WHEELTRUNK

The Wheeltrunk is a versatile, entry-level rock-racing bag. Mesh pocket on top keeps wet clothing separate. Reflective 3M fluorescent panel adds nighttime visibility. Removable shoulder strap for off-bike use. 488 cu. in. Black; black/blue/citron.



#### DISCJOCKEY

We've reinvented the wheel bag to create a professional quality, heavy duty bag at an affordable price.



Compact design is less bulky than molded plastic models. Internal pads and external rubber discs protect axle. Internal pockets hold quick release skewers. D-shape prevents wheel and bag from rolling. Bag fits one 700c wheel. Black/citron.



#### TEAM BAG II

Smaller size qualifies as carry-on luggage on most airlines. Large, easy-access main compartment with U-shaped opening plus zippered shoe compartment that can also carry wet items. 2,440 cu. in. Blue/black/citron.

#### TEAM BAG

When you go to the races, you have to bring everything — your lucky arm warmers, extra shorts, your racing license. Then, when you've repacked it all after the race, it never fits. The Team Bag solves this with a big, easy-access main compartment with U-shaped opening. There are small pockets on each lengthwise side as well as zippered compartments on each end. One of the zippered compartments features a mesh pocket for wet clothes. This bag is so roomy that when you're finished with post-race packing, there's still space for the trophy. Includes padded shoulder strap with non-twist swivel hooks for easy carrying. 3,600 cu. in. Black/blue/citron.



#### SHOULDER HOLDER

Mounts at the top tube/seat tube junction so you can carry your bike over those obstacles you can't jump no matter how hard you try. Tubes and tools fit inside. 37 cu. in. Black; black/blue/citron.

#### NEOPRENE HIP PACK

Perfect for carrying windbreakers or even totting a camera on your next adventure. Perfect for both on and off the bike. 76 cu. in. Citron; red; blue.



#### HIPPACK

Let's see, you need room for a windbreaker, food, maps, plus a book on local geology. That should fit in the Hippack, no problem. Features an expanding compartment that extends upward so items already inside the pack aren't disturbed (in case you take home some of the local geology). 153-214 cu. in. Black; black/blue/citron.



#### MICROBAG

A small fanny pack for when you have less to carry. 76 cu. in. Black; black/blue/citron.



#### SCHIZOBAG

Sometimes you can take it with you. Convertible rocktop bag/fanny pack travels with you both on and off the bike. Hidden Velcro compartments hold waist strap. 244 cu. in. Black; black/blue/citron.





#### TANDEM BOTTOM BRACKET

Some say the heart of captain-stoker harmony is the timing chain. The rotational design on our Eccentric Bottom Bracket is essential for properly tensioning this chain and may prevent tandemism from breaking out between you and your partner. Designed for use on 73mm captain's bottom bracket shells that are non-slotted. Self-contained for adjustment with a 10-degree wedge that holds it securely in place. 73 mm spindle requirement.



#### CHANNEL-SEAL BOTTOM BRACKET

A virtually impenetrable barrier against dirt and moisture is created by a combination of contact and labyrinth seals. O-ring seals allow the spindle to spin freely. Our cups feature precision-ground bearing races polished to a mirror finish for a long lasting, smooth operation. Specialized spindles are made from the highest strength precision machined chromoly steel. Cupsets in English and Italian threading.



#### DIRECTDRIVE™ TITANIUM PEDAL

At 200 g per pair, these pedals can make mashing the cranks as easy as spinning in air. But the titanium spindle is only half the story. Specialized has developed a new DuPont super-traction pedal body that maximizes foot position. New offset cage design features enough space for precise toe clip positioning. The taller 28 mm rear cage combines with the deep cutaway body to allow extra area for positioning cleated shoes. Hard anodized cage also features a variety of slots in the rear so toe straps can be routed for the best position around and behind the ball of the foot. Bearings are sealed. Also available in a economical Team Comp I and II version.

#### TOURING PEDALS

Built to the same standards as our race pedals, these pedals offer a comfortable platform for any shoe. Gently curved design centers foot perfectly.



#### RACE PEDALS

Suitable for road or track competition. Feature excellent cornering clearance. Spindles made of high-quality chromoly for maximum strength. Contact lip seal wards off dirt and water. Hard-polished finish and replaceable black anodized aluminum cages.



#### DIRECTDRIVE™ TITANIUM BOTTOM BRACKET

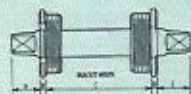
Lots of bikes are on weight programs — shave a few grams off the tires, take a few more off the bottom bracket. Our new titanium bottom bracket fits right in with your componentry



diet, and it can take the most severe beating, even at a lightweight 165 g for ATB, 186 g for road. Chainline is adjustable, and bearings are precision sealed cartridges. 112 and 121.5 lengths available.

#### BOTTOM BRACKET SPINDLES

PATH	BRACKET WIDTH	SPINDLE LENGTH
DURA-ACE	68	112
ULTEGRA/TOS	68	113
EDGE/BLAZE	68	117.5
DEORE XT/DX/LX	68	122.5
X1/XCE/XCM	68	125.5
XC PRO/COMP	68	126
SPECIALIZED	73	122.5
MICRO DRIVE	73	119





## CHAIN RINGS

Steel	74mm	24T
Steel	74mm	26T
Steel	74mm	28T
Alloy	110mm	34T
Alloy	110mm	36T
Alloy	110mm	38T
Alloy	110mm	40T
Alloy	110mm	42T
Alloy	110mm	44T
Alloy	110mm	46T
Alloy	110mm	48T
Alloy	110mm	50T
Alloy	110mm	52T
Steel	130mm	38T
Steel	130mm	39T
Steel	130mm	40T
Steel	130mm	42T
Steel	130mm	50T
Steel	130mm	52T
Steel	130mm	53T
STEEL RINGZ		
Steel	130mm	54T
Steel	130mm	56T
Steel	130mm	61T
BIG RINGZ		
Steel	110mm	54T
Steel	110mm	56T
Steel	110mm	61T
STAINLESS RINGZ		
Steel	74mm	24T
Steel	74mm	26T
Steel	74mm	28T



## DRAWINGS

Shimano offers the most complete chainring program in the industry, making it possible for you to custom gear your bike for any terrain or riding style. Our selection ranges from precision cut 7075 aluminum 4TB rings to 24T stainless steel rings. The chainrings are designed to fit an 110/70 or 130 bolt circle diameter, both of which are consistent

with Shimano, SunTour, Sugino, SR and Campagnolo. Big, dinner-plate-size rings for tandems, downhill or any pursuit that requires speed and lots of steel are special process machined for strength. We also make stainless, rust-proof rings for extended climbing and minimal wear.

## DIRECTDRIVEMICRO

When it comes to componentry, less is more. Just ask all those guys who used to drill holes in their chainrings. The new Micro Drive concept does it better, saving weight and shifting faster by employing a super low profile. New 56/94 bolt circle diameter allows 20T inner. This system uses less chain and can save up to 300 g when combined with SunTour PowerFlo, 11/24 freewheel and 104 link chain.

Compatible with

SunTour

MicroDrive

derailleurs.

Hard

anodized

platinum

finish Power

Ring chainrings

come in 20/32/

42 and 44T. Inner

chainring is stainless

steel. Arm lengths come in

170, 172.5, 175, 177.5

and 180. 650 g with

chainrings.

## DIRECTDRIVE PRO

The cleanest design anywhere, featuring an extremely low profile to make you a high profile rider. Minimum Q factor. Perfect for thumb shifters. Cold forged and super high polished by hand. Specialized 5-pin design features 110/74 bolt circle diameters. 7075 superhard duraluminum rings. Arm lengths come in 167.5, 170, 172.5, 175, 177.5 and 180mm. 650 g with chainrings.

## DIRECTDRIVE COMP

Melt forged and cold worked, then hand polished. Specialized 5 pin design featuring 110/74 bolt circle diameters. 2014 heat-treated aluminum precision rings. Compatible with a wide range of

derailleurs. Available for tandems. Arm lengths in 170, 172.5, 175, 180. 689-699 g with chainrings.

## DIRECTDRIVE TANDEM CRANKSET

It's hard to find the perfect tandem partner, but with our new line of tandem components, it's not hard

to find the perfect tandem pair. Our low profile tandem crankset is superlight, doesn't flex and includes left-side timing cranks to keep both paths and partners in harmony.




## BEYOND THE FRAME

Our pioneering spirit at Specialized inspires us to design and produce unique products. Ever since we started in 1974, our aim has been to improve the quality, availability and affordability of fine bicycle equipment. As cyclists ourselves, we seek the same excellence and enjoyment from cycling as you. We study areas where high quality products are either non-existent or priced out of reach, and then develop new equipment to fill those voids.

### WATERBOTTLES

The industry standard. New Main Squeeze cap gives you more than four times the flow of our previous cap. Made of lightweight, recyclable plastic that won't absorb odors or flavors. Available in 21 and 28 oz capacities in a variety of bold colors. Custom printing is our specialty.



### WATERCLIP II

If your waterbottle could draft you, it wouldn't create wind drag. Mounting it behind the saddle is the best aerodynamic solution. This mount holds two water bottles, two CO2 cartridges and a spare tube. Also available in a single-bottle only version, the Waterclip I.

### MOUNTAIN CAGE

Grips onto your water bottle and won't let go no matter how scary the terrain gets. Injection molded, corrosion-

### CLASSIC QUICK RELEASE

Ergonomically designed levers, still the fastest way to raise or lower your seat when your riding partners are trying to leave you in a cloud of dust.



### DIRECT DRIVE SEATPOST

For aficionados, the seatpost can be the most elegant thing about a bicycle. Introducing an exclusive new design that is smooth and features a single bolt micro adjust that tucks away under the saddle yet allows easy saddle installation and adjustment. Made from the finest 6061-T6 and 2014 aluminum. Weighs only 255 g even though it's 300 mm long. Also available in 250 mm for road bikes. Comes in powder coat black and high polished clear.



resistant composite top section "snap-locks" onto your bottle. Variety of stylish colors.

### COMP CAGE

At only 47 grams, it's perfect for road bikes. Composite material won't corrode or put black streaks on your favorite souvenir bottle. "Snap-lock" top shape won't let the bottle rattle around. Available in a variety of stylish colors.



### ALLOY WATERBOTTLE CAGES

Lightweight, streamlined and strong, the classic cage. Alloy cage is available in 5 mm diameter for road use or sturdier 6.2 mm diameter for off-road. Available in a variety of stylish colors.

### PROLONG™ TI

On descents that range from steep to heart-stopping, you find yourself sliding over the back of the saddle and adjusting your position just to keep the rubber side. Specialized and WT8 have reinvented the saddle so that it's easier to do this and easier to climb, too. Features a more rounded back to make it easier to hang out over the rear wheel, and a longer nose to allow inching forward for more efficient climbing. Titanium alloy rails. Fine garment leather cover. 230 g. Also available with steel rails. 388 g.

### PROLONG



### TEAM SADDLE

Unique Specialized design with reinforced anatomical sections. Available with or without Blob gel. Exclusive cutaway design stays out of the way of high-speed spinning. BioAstro or leather coverings available.

### TEAM



### PRO





**RAIN STRIPS**

Made of space-age polymer for an age-old problem, these offer superior protection against flats caused by exposed spoke nipples. 700c/27 inch and 26 inch sizes.

**SPEED ZONE™ COMPUTER**

Our new computer is reliable, easy to install, accurate and waterproof, which means it won't quit if you don't quit when it rains (sorry, it doesn't count rain miles double, though). Includes current and max speed, trip and total distance, trip time (with auto stop) and clock. Three-year battery. Depreciated two-year warranty. Comes in black, orange, purple, blue, and silver. 24 g.

**TIRE PATCH KIT**

The essential for on- and off-road peace of mind: patches, glue, sandpaper strip.

**PRO SADDLE**

Special design with wider back section for more aggressive rough riding. Features Specialized Blob gel. Astrole covering. With exclusive thigh cutaway design.

**PRO WOMEN'S SADDLE**

Especially comfortable saddle designed for women's wider sit bones (you know, the ischial tuberosities). Features a dollop of Specialized blob gel. Astrole covering.

**DRY LUBE**

Cyclists used to dip their chains in hot wax and destroy whole kitchens just to get the kind of clean, dry lubricant we now supply in a bottle. Our lube provides a deeply penetrating film that sheds dirt, dust and water. Prevents rust, won't build up in a gunky mess and keeps chain friction as low as possible. Ned Overend spearheaded the R & D on this one. Comes in both 2 and 6 oz. squeeze bottles and a 6 oz. spray.

**PRY BABY**

For those who dread flats just because their clinchers fit so tightly — tire levers that give you a little leverage. Snap together without external clip.

**DIGITAL TIRE GAUGE**


Reads from 1 to 127 psi. Accurate LCD read-out. Moisture resistant. Presta adaptor available.

**FLOOR PUMP**

Sturdy enough to drag to a lifetime's worth of mass-start events (you know, where everyone else forgets their pump and wants to borrow yours). Reversible brass chuck for Presta/Schraeder. Precision dial gauge.

**ROCKSTAND**

A lightweight kickstand with smooth bearing operation. Made of nylon resin to resist rusting.







#### CROSSROADS® MICRO GRIP

Designed specially to fit on the tapered ends of Specialized's Micro Fit 19 mm bars. Only 24 mm diameter. 135 mm length.

#### AUTOPILOT™

Round ergonomic design with safety plate grip design. 127 mm length. 92 g.

#### BIOTOMIC™

Anatomic, ovalized profile. 127 mm length. 92 g.

#### CROSSROADS

Built for finessing singletrack or bike trails, the Crossroads grip features the new "Control Nub" grip design and a superthin fit for positive control. Features guidelines for easy cutting for bar ends. 135 mm length. 92 g.

#### AUTOPILOT COMP

When Team Specialized gets a stranglehold on the competition, this is the grip they use. Exclusive safety plate design, 2 mm thick, round ergonomic design. 127 mm length. 80 g.

#### GRIPSHIFT GRIP


Superthin fit and "Control Nub" grip design for efficient shifting without slipping.

#### MEGA GRIP

A quality kids soft rubber grip that is sized for the hands of 6 to 12 year olds.

#### DIRT RODZ BAR ENDS

Provides more efficient upper-body leverage for climbing. Dual-sided with 75 mm length on one side and 60 mm length on the other to create the best fit possible. Fully adjustable for all styles of hammering. Black. 476 g pair.



#### HEADSETS

Our headsets will never steer you wrong. Years of testing and race experience have perfected this line so that it's light, precise and durable. Full-sealed mechanisms with special O-ring seals keep grit and water out. The Pro Alloy model weighs in at just 114g.

#### PRO STEEL HEADSET

Our exclusive, trusted and race-proven design constructed from high quality steel. Features precision-ground races with upper and lower seals. O-ring seal in lock nut. Stack height is 35 mm. Two sizes: 30.2/36.4 and 30.0/37.0. 145 g.

#### STANDARD STEEL HEADSET

A more affordable version of our Pro Steel headset.

#### STEMS

Specialized stems are strong, light and cleanly designed. Our ATB stems are Team Specialized tested, and you don't want to know how rough that gets. On these stems, cable through the top is still the choice of champions because it's light, allows only minimal flex and doesn't inhibit cable movement or cause loosening of headset. The new, light, heat-treated Team and TIG Stem are available in oversize. Our Adjustable Stoker Tandem Stem features a full 10 cm of fore-aft adjustment with extensions from 4 to 14 cm rearward — it's the best method of properly fitting the rear rider on a tandem. We also offer a full selection of road stems that are both classic and custom-needs oriented. All Specialized stems feature alloy binder wedges and a variety of extensions.



#### STEMS



STEM	EXTENSION	RISE	COLUMN DIA.	CLAMP DIAMETER
S2 ROAD	6, 7, 8, 9, 10, 11, 12, 13 cm	73°	22.2	26.0
S3 ROAD	7, 8, 9, 10, 11, 12 cm	73°	22.2	25.4
SPEED	10.5, 12.5 cm	65°	22.2	25.4
TEAM ATB	11.5, 13.5, 15.5 cm	10°	22.2, 25.4	25.4
TIG ATB	11.5, 12.5, 13.5, 15.5 cm	10°	22.2, 25.4	25.4
CLASSIC ATB	10, 12, 13 cm	25°	22.2	25.4, 26.0

#### CABLES

Our thick, sturdy, double-wound and galvanized cables substantially improve the performance of any brake or shifter.





Sara Ballantyne of Team Specialized hammering on a top secret test ride with our new Future Shock suspension fork.

#### FUTURE SHOCK™ SUSPENSION FORK

If you rattled less, maybe you'd roll more — and faster. Introducing Future Shock, a suspension fork that combines a hydraulic dampener with an air spring to offer lower weight — only 3.1 pounds — and adjustability. The air spring lets you calibrate stiffness

for individual riding style, body weight and terrain. For prime strength-to-weight ratio, we used specially machined, heat-treated aluminum and then shaved excess material off the fork brace, crown and lower leg. The steerer tube has been externally butted to keep the weight even lower. We employed modular construction instead of welding for lightness and efficient design. Fork travel is 2

inches. Protective dust boots prevent damage from impact and the dust you're serving the competition for breakfast. The offset fork crown keeps the fork-slider mechanism from binding. Available to fit standard and oversize headsets.



#### ROCK STRAP™

Adjustable, 1.5-inch-wide elastic retaining strap features large, rubber-covered hooks that fit cleanly around Rock Rack tubing.

#### ROCK RACK™ FRONT

Adjustable. Detachable titanium finish plate. Mounts on dropouts, around fork blades and the fork crown.



#### ROCK RACK REAR

Fits most bikes, with enough clearance for 700C cross tires. Mounts on seat stay and brake bridge. Includes reflector bracket. Black; grey; white; citron. 535 g.



#### RIMS

We haven't reinvented the wheel, but our rims improve on the old concept considerably. Featuring smooth performance and light weight, they come in a variety of sizes and drillings for applications ranging from elite off-road to wheelchair racing. Constructed from tough 6061-T6 heat-treated aluminum to withstand impact, lots of mileage and constant use.

#### X21

Our narrow racing rim can handle off-road abuse, and its 21 mm outside width lessens the likelihood of pinch flats. Features rigid sidewall section for use with high pressure and large diameter tires. Box-type construction. New, improved smooth welded seams. 418 g. Silver, grey, black or titanium anodized. 28 and 32-hole.

#### X23

A longtime favorite with pro off-road racers, this rim uses a box-type cross section, which is the best way to make a rim strong and light. Narrow profile

helps protect the tube from pinch flats by allowing the tire to bulge out to the sides on hard bumps. 440 g. Silver, black or grey anodized. 32- or 36-hole pattern.

#### X25

The most economical performance rim made. Clean box shape design provides the perfect mount for tires 1.95 and wider. Medium height sidewalls allow easy tire installation and removal. Single-walled, strong and only 502 g. Silver or black anodized. 32 and 36 hole.

#### X26

Strong enough for the roughest terrain, this durable rim uses a clean semi-round cross section. Perfect for tandems and other heavy-duty applications, yet weighs only 485 g. Wide profile stiffens the tire sidewall for good cornering control. Box type construction. Silver, black or grey anodized. 32 or 36 hole.





## LIGHTS

Whether you commute, train or go off-road around the edges of a weekday, at some point you're going to need a lighting system.

Specialized introduces a complete line of lighting systems designed to meet cyclists' special requirements for power, efficiency, reliability and the lightest possible weight. We incorporate high performance halogen bulbs and the Preview Optical System for a superior beam pattern. Refined battery systems provide sufficient light and reliable power. Sleek, modern designs and a modular approach make it easy to upgrade systems.

## PROVIEW SYSTEM 10

Through dark winter mornings or off-road moonless nights, the ProView System 10 utilizes the 10-watt halogen XE1 headlight plus the Preview Optical System for a superior beam pattern. Bright taillight included. External rechargeable lead-acid battery pack gives 1.5 hours of light. Quick release mounting. Plug-in charger.

## PREVIEW 5.0R

This unit uses a powerful 5-watt halogen bulb and either replaceable or rechargeable batteries. Features the Preview

Optical System for a superior beam pattern and low-beam, energy-saver mode. Four C-size replacement batteries give three-plus hours of use. Alternately, the built-in charger port makes the unit "recharge ready" with the optional recharge upgrade. LED battery life indicator. Waterproof. Quick release handlebar mount.

## PREVIEW 2.5

This sleek, lightweight unit features a 2.5 watt halogen bulb that is twice as powerful as the leading brands.

Specialized's Preview Optical System provides a unique, superior beam pattern so you'll see ruts and potholes in plenty of time to avoid or hop them. A low-beam energy-saver mode means you can stretch the two-plus hours of power provided by four replaceable AA-size batteries. LED battery life indicator. Waterproof. Attaches to the handlebars with a quick release mount.

## RECHARGE UPGRADE

Upgrades the "recharge ready" Preview 5.0 R for extra convenience, and economy while avoiding the environmental impact of throw away batteries. Rechargeable battery set uses a plug-in recharger that fits into Preview 5.0 R's charger plug-in port. The four high-capacity Ni-Cad rechargeable

batteries last two times longer than standard Ni-Cads and give two-plus hours of use per charge.

## REARVIEW™

You never know what's sneaking up on you in traffic, but if you have this powerful tail light, they'll be able to see you from 1,000 feet. Features both steady and flash modes (60 flashes per minute) and can be used in localities which do not allow flashers. Runs on two AA batteries. Quick release mounts to seat post. Waterproof.

## FLASHBACK™

Uses bright red LED's that flash at 8 flashes per second or adjusts to steady output. Visible to 2,000 feet. Can use multiple mounting locations: seat post, reflector bracket or belt. Lasts up to 500 hours per set of AA alkaline batteries. Waterproof.

## SPECIALIZED HUBSETS

Specialized hubsets are smooth movers, the smoothest in the industry. Rims tend to just float when you lace them to our hubsets and spin them. Hubs feature serviceable and replaceable sealed bearings with Specialized dust covers. Rubber O-rings on the quick release provide a firmer grip. High buff polish. Axles are interchangeable with Specialized Composite wheel. For 28, 32 or 36 hole rims. 100 mm front spacing and 126, 130 and 135 rear spacings. Front hub weighs 167.5 grams, 258.5 with skewer; rear is 235 g, 330.5 with skewer.



## SPECIALIZED COMPOSITE WHEEL

Races are traditionally cyclist against the competition, cyclist against the road, cyclist against self. But the modern world has ushered in a new element: cyclist against the wind. To improve your odds, we created the Specialized Composite Wheel, the most aerodynamic wheel ever built. It's legal for time trials and mass start

events like criteriums. Wind tunnel tests show it can shave 10 minutes off a 100-mile time trial or bike leg of a triathlon. Developed by Specialized and DuPont, the triple spoke design incorporates special airfoil shapes to achieve superior aerodynamics. Aluminum rim surfaces are brushed for excellent braking capabilities. New version



features a Shimano cassette freehub rear wheel. Dura-Ace/Ultegra STI 8-speed compatible. Tubular and clincher versions. Sealed bearing hubs can be adapted for either the front or rear.

## COMPOSITE WHEEL GOODIES

AXLE SETS  
COMPUTER RING  
REFLECTOR DECALS  
RUB-ON DECALS  
INFLATION DEVICE  
REPLACEMENT BEARINGS  
BEARING REMOVAL TOOL  
VALVE COVER DECAL SET  
HUB QUICK RELEASES



MODEL	Stumpjumper FS	Stumpjumper Pro	Stumpjumper Comp	Stumpjumper	Rockhopper Comp	Rockhopper Sport	Rockhopper
Sizes	16.5, 18, 20, 21.5	16.5, 18, 19, 20, 21.5	16.5, 18, 19, 20, 21.5	16.5, 18, 20, 21.5	16.5, 18, 20, 21.5	16.5, 18, 20, 22	14.5, 16.5, 18, 20, 22, 19 lady, 16 lady
Colors	Silver	Matte Gray	Deep Metallic Red	Yellow, Metallic Purple	Orange, Graphite	Red, Purple/Dark Purple	Black Pearl, Green/Dark Green
Frame	DirectDrive Prestige main tubes, 1D head/down tubes, square oval chainstays, large diameter top tube, 73mm bottom bracket, STR	DirectDrive Prestige main tubes, square oval chainstays, large diameter top tube, 73mm bottom bracket, vertical dropouts, STR	DirectDrive Prestige main tubes, square oval chainstays, large diameter top tube, 73mm bottom bracket, vertical dropouts, STR	DirectDrive Prestige main tubes, square oval chainstays, large diameter top tube, 73mm bottom bracket, vertical dropouts, STR	DirectDrive chromoly, square oval chainstays, large diameter top tube, 73mm bottom bracket, vertical dropouts, STR	DirectDrive chromoly, double taper seat stays, large diameter top tube, 73mm bottom bracket, STR	DirectDrive chromoly, double taper seat stays, large diameter top tube, 73mm bottom bracket, STR
Fork	Specialized Future Shock, Oil/Air dampened	DirectDrive Tange bulge butted, forged tips	DirectDrive Tange bulge butted, forged tips	DirectDrive Tange bulge butted, forged tips	DirectDrive bulge butted, forged tips	DirectDrive bulge butted, forged tips	DirectDrive bulge butted, forged tips
Crank/BB	Shimano Deore DX, Shimano Cartridge BB	Suntour XC Pro MD, Grease Guard BB	Spec. Direct Drive Comp, Shimano Cartridge BB	Shimano Deore DX, Shimano Cartridge BB	Shimano Deore LX, Shimano Cartridge BB	Suntour X1, Specialized Channel Seal BB	Shimano 400LX, Shimano Cartridge BB
Gearing	24/36/46, 12-28 Hyperglide frehub	20/32/42 MicroDrive 11/24 PowerFlo	24/36/46, 12-28 Hyperglide frehub	24/36/46, 12-28 Hyperglide frehub	24/36/46, 12-28 Hyperglide frehub	24/36/46, 12-28 PowerFlo frehub	28/38/48, 13/30 Hyperglide frehub
Pedals	Specialized DD w/clips	Spec. Alloy DD w/clips	Spec. Alloy DD w/clips	Specialized DD w/clips	Specialized DD w/clips	VP-882 resin ATB w/clips	NTI-P48 resin ATB
Derail.	Shimano Deore DX	Suntour Pro MicroDrive	Shimano Deore XT	Shimano Deore DX	Shimano Deore LX	Suntour X1	Shimano 400LX
Shifters	Shimano Top Mount	Suntour Top Mount	Shimano Top Mount	Shimano Top Mount	Shimano Top Mount	Suntour Top Mount	Shimano Rapid Fire
Headset	Specialized Pro Alloy	Suntour Grease Guard	Specialized Pro Alloy	Specialized Pro Steel	Tange MESII	Tange MESII	Black ATB Sealed
Stem	Specialized Team 10°	Specialized Team 10°	Specialized Team 10°	Specialized Team 10°	Spec. 10° alloy wedge	Spec. 24° alloy wedge	Cromo 24° alloy wedge
Bars	Specialized RockBar	Specialized Powerlight	Specialized Powerlight	Specialized RockBar	Specialized RockBar	Flat 6° alloy	Flat 6°
Grips	BioTonic	AutoPilot Comp	BioTonic	BioTonic	AutoPilot	AutoPilot	AutoPilot
Brakes	Shimano DX Low Pro, 2 Finger DX Levers	Suntour XCP SE, Dia-Compe SS-7	Shimano XT Low Pro, XT 2 Finger	Shimano DX Low Pro, DX 2 Finger	Shimano DX Low Pro, DX 2 Finger	Dia Compe XT, Short Stop 2 finger	Shimano Low Pro, LX 3 Finger
Seatpost	Specialized Direct Drive	Specialized Direct Drive	Specialized Direct Drive	Specialized Direct Drive	Specialized Direct Drive	SR Tall Cool One	SR Tall Cool One
Saddle	ProLong Leather	ProLong Leather	Team Comp Leather	Team Comp Astrole	Pro Blob Astrole	Specialized Air Gel	Specialized Air Gel
Wheels	Specialized 32 hole BX23, Ground Control F/Extreme R. 1.95 tires, Wheelsmith 14G, SS Spokes, Shimano DX Hubs	Specialized 32 hole BX23, Ground Control F/Extreme R. 1.95 tires, Wheelsmith 14/13G, SS Spokes, Suntour GG Hubs	Specialized 32 hole BX23, Ground Control F/Extreme R. 1.95 tires, Wheelsmith 14G, SS Spokes, Shimano XT Hubs	Specialized 32 hole BX23, Ground Control F/Extreme R. 1.95 tires, Wheelsmith 14G, SS Spokes, Shimano DX Hubs, Presta	Specialized 32 hole BX23, Ground Control F/Extreme R. 1.95 tires, Wheelsmith 14G, SS Spokes, Shimano LX Hubs	Specialized 32 hole BX23, Ground Control 1.95 tires, Wheelsmith SS Spokes, Suntour X1 Hubs	Specialized 32 hole BX25, Ground Control 1.95 tires, SS Spokes, Shimano LX Hubs
MODEL	Crossroads Trail LX	Crossroads Trail	Crossroads	Crossroads Cruz	Sequoia	Epic Pro	Epic Comp
Sizes	16.5, 18, 20, 22, 19 lady	16.5, 18, 20, 22	14.5, 16.5, 18, 20, 22, 19 lady, 16 lady	16.5, 18, 20, 22, 19 lady, 16 lady	51, 54, 56, 58, 61, 54cm lady	50, 52, 54, 56, 58, 60cm	50, 52, 54, 56, 58, 60cm
Colors	Dark Blue/Green	Black/Blue Pearl, Violet Cranberry	Burgundy, Plum/Lavender	White/Gold Pearl, Dark Green	Burgundy	Purple Mist	Purple Fade
Frame	SFS design full chromoly frameset, outerbutted seattube, full braze-ons, STR, 68mm bottom bracket, fenders, Union Lights, Rock Rack	SFS design full chromoly frameset, outerbutted seattube, full braze-ons, STR, 68mm bottom bracket	SFS design chromoly main tubes, outerbutted seattube, full braze-ons, STR, 68mm bottom bracket	SFS design chromoly main tubes, outerbutted seattube, full braze-ons, STR, 68mm bottom bracket	SFS Touring Frameset, with full braze-ons, lighting remote control, vertical dropouts, fenders, Union Lights, F & R Rock Racks	Programmed Stiffness racing bias 8 tube carbon fiber, thermal bonded, investment cast aluminum lugs	Programmed Stiffness racing bias 8 tube carbon fiber, thermal bonded, investment cast aluminum lugs
Fork	Chromoly unicrown fork, double eyelet	Chromoly unicrown fork, double eyelet	Unicrown with fender clearance, double eyelet	Unicrown with fender clearance, double eyelet	DirectDrive chromoly unicrown fork	DirectDrive Aluminum Fork, chromoly steerer	DirectDrive Aluminum Fork, chromoly steerer
Crank/BB	Shimano 300CX w/guard Shimano Cartridge	Shimano 300CX w/guard Shimano Cartridge	Shimano 200CX w/guard Shimano Cartridge	Shimano 100GS, Tange Sealed Mechanism	DirectDrive Comp, Shimano Cartridge	Shimano Dura Ace, Dura Ace BB	Shimano Ultegra, Ultegra BB
Gearing	30/40/50 Round with 13-30 Hyperglide frehub	30/40/50 Round with 13-30 Hyperglide frehub	28/38/48 Round with 13-30 Hyperglide frehub	28/38/48 Biopace 13-30 Hyperglide frehub	52/42/30, 12-26 Hyperglide frehub	53/39, 12-23 Hyperglide frehub	53/39, 12-23 Hyperglide frehub
Pedals	SR Lowfat Custom	SR Lowfat Custom	SR Lowfat Custom	SR Lowfat Custom	Spec. Touring w/clips	Dura Ace clipless	New Ultegra clipless
Derail.	Shimano 400LX/300LX	Shimano 400LX/300LX	Shimano 200CX	Shimano 100GS	Shimano RX100 Triple	Shimano Dura Ace STI B	Shimano Ultegra STI B
Shifters	SRAM Grip Shift	SRAM Grip Shift	Shimano Rapid Fire	Shimano Rapid Fire	Shimano RX100	Shimano Dura Ace STI B	Shimano Ultegra STI B
Headset	Black Sealed	Black Sealed	Black Sealed	Black Sealed	Spec. DirectDrive	Specialized Pro Alloy	Specialized Pro Alloy
Stem	TIG Cromo 24°	TIG Cromo 24°	SR Custom Forged 25°	SR Custom Forged 25°	Specialized Team 24°	Specialized alloy	Specialized alloy
Bars	Flat 6° alloy	Flat 6° alloy	MicroFit/Normal	MicroFit/Normal	Madala Anatomical	Spec. Down In Front	Spec. Down In Front
Grips	Crossroads Grip Shift	Crossroads Grip Shift	Crossroads MicroFit	Crossroads MicroFit	Cork Padded	Cork Padded	Cork Padded
Brakes	Shimano Short Low Pro, Shimano 3 finger	Shimano Short Low Pro, Shimano 3 finger	Shimano 200 CX, Shimano 3 finger	Shimano 100GS, Shimano 3 finger	Shimano DX Low Pro, RX100 levers	Shimano Dura Ace, STI levers	Shimano Ultegra, STI levers
Seatpost	SR Tall Cool One	SR Tall Cool One	Alloy micro-adjust	Steel	Spec. Direct Drive	Specialized Direct Drive	Specialized Direct Drive
Saddle	Specialized AirGel	Specialized AirGel	Velo 184 Emerald GelLite	Velo 184 Pigskin	Pro Blob Astrole	Turbo Titanium	Turbo Leather
Wheels	Araya 36 hole PX45 rims, Nimbus reflectorized 38C tires, Stainless Spokes, Shimano LX hubs	Araya 36 hole PX45 rims, Nimbus 41C tires, Stainless Spokes, Shimano LX hubs	Araya 36 hole PX45 rims, Nimbus 41C tires, Shimano hubs	Araya 36 hole PX45 rims, Nimbus 38C tires, Shimano hubs	Araya 36 hole YX-400 rims, Nimbus K4 38C reflectorized tires, Wheelsmith SS Spokes	Mavic 32 hole Open 4 CD rims, Turbo 20C tires, Wheelsmith SS Spokes, Shimano Dura Ace hubs	Mavic 32 hole Open 4 CD rims, Turbo 20C tires, Wheelsmith SS Spokes, Shimano Ultegra hubs



MODEL	Hardrock Sport	Hardrock Ultra	Hardrock	Deja Two Tandem	Rockhopper Mega	Hardrock Mega	Crossroads Sport
Sizes	16.5, 18, 20, 22	14.5, 16.5, 18, 20, 22, 19 lady, 16 lady, 24x13	14.5, 16.5, 18, 20, 22, 19 lady, 16 lady, 24x13	21x19, 19x17, 17x15	13.5x24	11.5x20	16.5, 18, 20, 22
Colors	Metallic Red, Green/Blue Green	Violet/Cranberry	Black/Blue Pearl	Purple Haze	Boys-Dark Purple Girls-Cranberry	Boys-Black Girls-Hot Pink	Purple/Dark Purple
Frame	SFS design, chromoly main tubes, double top stays, large diameter top tube, STR, full braze-ons	SFS design, chromoly main tubes, outerbutted seat tube, STR, full braze-ons	SFS design, chromoly main tubes, outerbutted seat tube, STR, full braze-ons	BackUp design 6061-T6 aluminum, heat treated, Round/Oval boom tube, 2-CNC machined STR, stainless steel dropouts	12" Mega Frame with chromoly main tubes, WB braze-ons, rack braze-ons, outerbutted seat tube	Proportional 9.5" Hi-Ten Mega Frame, fastback stays, WB braze-ons, slotted cable guides	SFS design double butted chromoly, outerbutted seat tube, full braze-ons, STR, 68mm bottom bracket
Fork	DirectDrive, forged tips	Full Chromoly 28.6mm blades, forged tips	Full Chromoly 28.6mm blades, forged tips	Direct Drive 28.6mm bulge butted steer tube	Unicrown HiTen Mega Fork	Unicrown HiTen Mega Fork	Chromoly unicrown fork, double eyelet
Crank/BB	Sugino AC-110, Tange Sealed BB, 37-bolt	Shimano 202GS, Shimano Cartridge BB	Shimano 202GS, Shimano Cartridge BB	Spec. Direct Drive Comp. C81/eccentric	SR alloy 165mm arms,	Polished 140mm steel	Santour X1, Tange sealed mechanism BB
Gearing	28/38/48, 12-28 PowerFlo freewheel	28/38/48, 13/30 Hyperglide freewheel	28/38/48, 13/30 Hyperglide freewheel	54/34/28, 13-30 freewheel	38/48T, 13-30 Hyperglide freewheel	44T round with 13-30 Hyperglide freewheel	28/38/50 Round with 12-28 PowerFlo freewheel
Pedals	HTI-P48 Resin ATB	HTI-P48 Resin ATB	HTI-P48 Resin ATB	Spec. Alloy Direct Drive	ATB resin pedal	ATB resin pedal	SR CTP-400 w/clips
Derail	Santour XCM	Shimano 200GS	Shimano 200GS	Santour XC Comp	Shimano 70GS	Shimano 70GS	Santour X1
Shifters	Santour X-Press	Shimano Rapid Fire	Shimano Rapid Fire	Santour Tap Mount	Shimano Rapid Fire	Shimano Rapid Fire	SRAM Grip Shift
Headset	Black ATB Sealed	Black ATB Sealed	Black ATB Sealed	Specialized Pro Alloy	Black Sealed	Black Sealed	Black Sealed
Stem	Cromo 40" alloy wedge	TIG Cromo 40"	TIG Cromo 40"	Specialized TIG 10"	Mega Stem 24"	TIG Mega Stem 24"	Cromo 24" alloy wedge
Bars	Flat 6"	Flat 6"	80mm rise bars	Spec. Team	Specialized Microfit	Specialized Microfit	Flat 6" alloy
Grips	Specialized Foam	Specialized Foam	Specialized Foam	BioLogic	Mega Microfit	Mega Microfit	CrossRoads Grip Shift
Brakes	DiaCompe XCM, XCM 2 Short Stop	Shimano Low Pro, Shimano 3 finger	Shimano Low Pro, Shimano 3 finger	Pederson SE, DiaCompe SS7	Shimano 70 GS, Shimano youth levers	CS B6T, Kid's Levers	DiaCompe X1, DiaCompe FSE 3 finger
Seatpost	SR Tall Cool One	Alloy micro-adjust	Alloy micro-adjust	Specialized Direct Drive	CP Serrated	CP Serrated	Post Modern
Saddle	Specialized Super Soft	Gel Comfort 2296	Gel Comfort 2296	ProLong Leather	Yala 169 Emerald	Kid's Emerald	Specialized AirGel
Wheels	Araya VP-20 rims, Crossroads II 1.95 tires, Santour Hubs	Araya VP-20 rims, Crossroads II 1.95 tires, Shimano Hubs	Araya VP-20 rims, RockCombi 1.95 tires, Shimano Hubs	Specialized 36 hole X26, Hardpack 2.2 tires, WheelSmith 14G, SS Spokes, Santour GG hubs	Araya 36 hole MP-22 rims, Black Max 1.95 tires, alloy hubs, QR front	Black Alloy 36 hole V section rims, Black Max 1.95 tires, tough steel hubs	Araya 32 hole VX-300 rims, TaiCross 45C tires, Stainless Spokes, Santour X1 hubs

MODEL	Epic	Allez Comp	Allez Sport	Allez	Transition Pro	Transition
Sizes	30, 32, 34, 36, 38, 60cm	43, 48, 50, 52, 54, 56, 58, 60cm	43, 48, 50, 52, 54, 56, 58, 60cm	43, 48, 50, 52, 54, 56, 58, 60cm	51, 55, 58 cm	51, 55, 58 cm
Colors	Purple Fade	Silver	Turquoise	Black	Satin Black	Wild Orange
Frame	Programmed Stiffness racing bias B tube carbon fiber, thermal bonded, Investment cast aluminum lugs	Enhanced diameter DirectDrive tubing, Investment cast lugs, DirectFit tapered stays	Enhanced diameter DirectDrive tubing, Investment cast lugs, DirectFit tapered stays	Enhanced diameter DirectDrive tubing, Investment cast lugs, DirectFit tapered stays	FastForward Tange Prestige frame, Aerostay, vertical dropouts, aero bar	FastForward Tange Prestige frame, Aerostay, vertical dropouts, aero bar
Fork	DirectDrive Aluminum Fork, chromoly steerer	DirectDrive Aluminum Fork, chromoly steerer	Direct Drive Investment cast crown chromoly	DirectDrive chromoly unicrown fork	DirectDrive Aluminum Fork, chromoly steerer	DirectDrive Aluminum Fork, chromoly steerer
Crank/BB	Shimano 105, 105 BB	Shimano 105, 105 BB	Shimano RX100 triple, RX100 triple BB	Shimano RX100, RX100 BB	Shimano Dura Ace, Shimano Dura Ace BB	Shimano Ultegra, Shimano Ultegra BB
Gearing	53/39, 12-23 Hyperglide freewheel	53/39, 12-23 Hyperglide freewheel	52/42/32, 12-28 Hyperglide freewheel	53/39, 12-23 Hyperglide freewheel	53/39, 12-23 Hyperglide freewheel	53/39, 12-23 Hyperglide freewheel
Pedals	Shimano 105 clipless	Shimano 105 clipless	Shimano RX100 w/clips	Shimano 105 clipless	Dura Ace clipless	Shimano Ultegra Clipless
Derail	Shimano 105	Shimano 105	Shimano RX100	Shimano RX100	Shimano Dura Ace	Shimano Ultegra
Shifters	Shimano 105	Shimano 105	Shimano RX100	Shimano RX100	Dura Ace/Swift Shift	Ultegra/Swift Shift
Headset	Specialized Pro Alloy	Specialized Pro Steel	Specialized Pro Steel	Specialized Pro Steel	Specialized Pro Alloy	Specialized Pro Steel
Stem	Specialized alloy	Specialized alloy	SR 90" alloy	Specialized alloy	Speedstem TIG 65"	Speedstem TIG 65"
Bars	Modelo Anatomical	Modelo Anatomical	Modelo Anatomical	Modelo Anatomical	Spec. Down In Front	Spec. Down In Front
Grips	Cork Padded	Cork Padded	Padded Soft Vinyl	Padded Soft Vinyl	Cork Padded	Cork Padded
Brakes	Shimano 105, 105 levers	Shimano 105, 105 levers	Shimano RX100, RX100 levers	Shimano RX100, RX100 levers	Shimano Dura Ace, Dura Ace levers	Shimano Ultegra, Shimano Ultegra levers
Seatpost	Specialized Direct Drive	Specialized Direct Drive	Post Modern	Post Modern	Specialized Direct Drive	Specialized Direct Drive
Saddle	Turbo Leather	Turbo Leather	Team Blob Astrole	Team Blob Astrole	Turbo Leather	Turbo Leather
Wheels	Mavic 32 hole 192 rims, Transition 23C tires, WheelSmith 14G, Spokes, Shimano 105 hubs	Mavic 32 hole Open 4 rims, Transition 23C tires, WheelSmith 14G, Spokes, Shimano 105 hubs	Mavic 32 hole 192 rims, Transition 26C tires, WheelSmith 14G, Spokes, Shimano RX100 hubs	Mavic 32 hole 192 rims, Transition 23C tires, WheelSmith 14G, Spokes, Shimano RX100 hubs	Specialized Composite Wheels, Turbo 20C tires	Mavic 32 hole Open 4 CD rims, Transition 20C tires, WheelSmith 14G, Spokes, Shimano Ultegra hubs



AUTHORIZED SPECIALIZED BICYCLE DEALER


**BRITTON'S**  
BICYCLES

6910 Almaden Expressway  
San Jose, CA 95120  
Phone: (408) 268-6966

## SPECIALIZED BICYCLE COMPONENTS LIMITED WARRANTY

Specialized Bicycle Components ("Specialized") makes the following Limited Warranty:

## ONE YEAR LIMITED WARRANTY ON COMPLETE BICYCLE

Specialized warrants to the original owner that this new Specialized bicycle shall be free of defective materials and workmanship for a period of one year from the date of the original purchase provided the bicycle is purchased in the United States and operated under normal conditions and use. During this one-year warranty period, Specialized shall repair or replace, at its sole option, all parts that are found by Specialized to be defective and subject to this limited warranty. The original owner shall pay all labor charges connected with the repair or replacement of all parts.

## LIFETIME LIMITED WARRANTY ON BICYCLE FRAME

Specialized further warrants to the original owner that the frame of this new Specialized bicycle shall be free of defective materials or workmanship during the lifetime of the original owner. During this lifetime warranty period, Specialized shall repair or replace, at its sole option, the bicycle frame if Specialized determines the frame is defective and subject to this limited warranty. The original owner shall pay all labor charges connected with the repair or replacement of the bicycle frame.

## GENERAL PROVISIONS

This Limited Warranty is made only to the original owner of this new Specialized bicycle, and it shall remain in force only as long as the original owner retains ownership of the Specialized bicycle. This Limited Warranty is not transferable.


In order to obtain service under this Limited Warranty, the original owner must deliver the Specialized bicycle to an authorized Specialized dealer, together with the Specialized warranty card and the bill-of-sale or other dated proof-of-purchase document identifying the Specialized bicycle by frame number.

This Limited Warranty does not apply to normal wear or tear, nor to defects, malfunctions or failures that result from the abuse, neglect, improper maintenance, alteration, modification, accident, or misuse (including, without limitation, bicycle racing, bicycle motocross, stunt bicycling or similar activities) of the Specialized bicycle.

This limited warranty is the only express or limited warranty applicable to specialized bicycles. Any implied warranties, including warranties of merchantability and fitness for a particular purpose, shall be limited in scope and duration in accordance with this limited warranty. Specialized shall not be responsible for any direct, incidental, consequential or exemplary damages suffered by any party. The foregoing statements of warranty are exclusive and in lieu of all other warranties.

This limited warranty gives you specific legal rights; you may also have other legal rights which vary from state to state. Some states do not allow limitations on the duration of implied warranties, or the limitation or exclusion of incidental or consequential damages. Therefore, the limitations and exclusions set forth in this limited warranty may not apply to you.

The limited warranty set forth herein may not be restricted, enlarged or otherwise modified by any specialized dealer, agent or employee, and Specialized does not assume any liability or make any warranty except as stated in this limited warranty.


**SPECIALIZED**

15130 Concord Circle  
Morgan Hill  
California 95037

Printed on recycled paper

Specifications subject to change without notice

© Copyright 1993 Specialized Bicycle Components, Inc.