


LITESPEED®
TITANIUM



Litespeed's thirty years of experience in metal fabrication of all types has proven to us that titanium is the bicycle frame material of choice — not necessity or fancy.

Our consumption of aerospace certified titanium is among the world's greatest. While custom frame builders in small shops around the country now scramble for any source of titanium, we purchase tubing and solid stock from a number of mills. Each produces materials possessing a variety of unique qualities. A detail, such as one mill's tubing's particular directional grain, can be incorporated in our frame design to maximize specific handling and performance characteristics. We're able to design bottom bracket shells machined from solid 6AL-4V (in-house) to yield optimum

stiffness and the acceptance of standard threaded assemblies. Others are limited to dealing with tubing and pressed-in bottom bracket assemblies. Litespeed is also pioneering in-house cold working processes to further unique design aspects as found in the Tachyon and Ultimate.

From rear dropouts to front triangles, Litespeed frames are designed and produced at Litespeed. The sum of these parts function as one integral model of performing art.

Our unequalled design capacity is supported by the fact that nearly twenty of the world's greatest names in bicycle manufacturing now have their Ti frames and/or components built by

Litespeed in Tennessee. Many lines now include a titanium model. But only Litespeed has developed, for specific cycling disciplines, the five uncompromised models introduced to you on the following pages, and made available only through authorized Litespeed Dealers.

Bicycle Guide recently wrote of our Ocoee/FS . . . "Its level of craftsmanship is irreproachable." Multi-step quality assurance programs at Litespeed meet and/or exceed industry standards established by the Federal Aviation Administration, the United States Military, and the American

Society of Mechanical Engineers. Our investment in facilities and human resources required to bring this level of product to market is paramount. Extensive stress testing and field testing of every product

***"Its level of
craftsmanship is
irreproachable."***

Bicycle Guide
November/December 1992

we offer will ensure the confidence in equipment you'll need to break away from the pack. Only a handful of companies in the bicycle industry can share this claim, none of which work with titanium.

For two generations our Lynskey family has been a driving force in titanium fabrication. That's almost as long as the life expectancy of a Litespeed Titanium Bicycle. Litespeed's design capacity, quality assurance and materials sourcing position Litespeed Titanium Bicycles — off the front . . . way off the front.

Where do you want to ride?



Titanium

Fliro

TITANIUM

ULTIMATE

LITESPEED

EX

THE LITESPEED ULTIMATE ROAD RACING FRAME



The ride of a frame is determined by more than headtube and seat tube angles. Materials of construction, stiffness, weight, wheelbase, and rider positioning are all important factors that affect a frame's performance.

The **Litespeed Ultimate** continues to be the most technologically advanced titanium frame in the world. Custom designed tapered/butted tubing strategically located make this frame extra stiff and lightweight. Relaxed angles provide comfortable rider positioning, while the short wheelbase affords precise handling and blistering acceleration.

FRAME FEATURES

Sizes available: 48 cm thru 62 cm **Weight:** 2.2 lbs. to 3.5 lbs.

- ▶ Litespeed designed custom tapered/butted 3 AL-2.5 V titanium tubing
- ▶ Curved seat tube
- ▶ Compact and lightweight CAD designed/CNC machined rear dropouts
- ▶ Beautifully sculpted titanium sleeved 27.2 mm seat tube
- ▶ Versatile 68 mm wide/1.375 x 24 NF threaded bottom bracket shell with drain vent. Machined from 6-4 solid titanium bar
- ▶ Titanium bottom bracket cable guide
- ▶ Titanium shifter bosses
- ▶ Titanium braze on type front derailleur hanger
- ▶ Custom CNC machined rear brake bridge

THE LITESPEED OCOEE MOUNTAIN FRAME



"Ocoee". The Cherokee phrase meaning "Place of the apricot vine." Sounds peaceful and complacent. It's not. It's home to some of the most treacherous singletrack, thigh busting climbs, and white knuckle descents in the entire Appalachians.

The **Litespeed Ocoee** sets new standards of performance in mountain biking. It's unique custom blend of tapered, butted, and oversized Titanium tubes improves strength and stability while significantly reducing weight.

FRAME FEATURES

Sizes available: 14.5" thru 22" **Weight:** 2.6 lbs. to 3.6 lbs.

- ▶ Litespeed designed custom tapered/butted 3 AL-2.5 V titanium tubing
- ▶ One piece CNC machined top tube cable guides
- ▶ Wrap around tubular rear brake cable routing
- ▶ Compact CAD designed/CNC machined rear dropouts
- ▶ Titanium sleeved 27.2 mm seat tube with replaceable seatpost clamp
- ▶ Versatile 68 mm wide/1.375 x 24 NF threaded bottom bracket shell. Machined from 6-4 solid titanium bar
- ▶ Available with 1" standard or 1-1/8" oversized headtube

LITESPEED® TITANIUM

THE LITESPEED OCOEE/FS FULLY SUSPENDED MOUNTAIN FRAME



Unless you've ridden a Litespeed with front and rear suspension, you really haven't had the suspension experience. They combine to be more than the sum of the parts.

Litespeed's custom tapered/butted tubing and proven geometry combine with plush gas/oil damped suspension to provide the most advanced mountain bike in the industry. The **Litespeed Ocoee/FS** enhances control and comfort while greatly reducing fatigue. The rear suspension aids in climbing, especially on super steep ascents. All this performance without the weight penalty associated with fully suspended bikes.

FRAME FEATURES

Sizes available: 15" thru 21" **Weight:** 4.4 lbs. to 4.6 lbs. (including rearshock)

- ▶ Litespeed designed custom tapered/butted 3 AL-2.5 V titanium tubing
- ▶ Gas/Oil dampened suspension, front and rear
- ▶ 2" travel front and 3" travel rear
- ▶ Low maintenance sealed bearing swingarm with Litespeed's unique load transfer system
- ▶ One piece CNC machined top tube cable guides
- ▶ Lightweight CAD designed/CNC machined rear dropouts keep unsprung weight to a minimum
- ▶ Titanium sleeved 27.2 mm seat tube with replaceable seatpost clamp
- ▶ Versatile 68 mm wide/1.375 x 24 NF threaded bottom bracket shell. Machined from 6-4 solid titanium bar

THE LITESPEED TACHYON TIME TRIAL FRAME



Tachyon is defined as a hypothetical sub-atomic particle that travels greater than the speed of light and possesses infinite energy. Since its introduction, the design of the **Litespeed Tachyon** has set the standard for aerodynamics and rider positioning. Custom aero-oval tubing and enhanced aero-positioning work together to reduce frontal area which in turn greatly lessens wind resistance. However, the Tachyon does not sacrifice comfort and stability for aerodynamics.

The 700c wheels provide excellent balance, a more constant top speed, better chainline, and allows available shifting systems to perform per their designed criteria.

FRAME FEATURES

Sizes available: 48 cm thru 62 cm **Weight:** 2.2 lbs. to 3.5 lbs.

- ▶ Litespeed designed custom aero/oval 3 AL-2.5 V titanium tubing
- ▶ Compact and lightweight CAD designed/CNC machined semi-vertical rear dropouts
- ▶ Beautifully sculpted titanium sleeved 27.2 mm seat tube
- ▶ Versatile 68 mm wide/1.375 x 24 NF threaded bottom bracket shell with drain vent. Machined from 6-4 solid titanium bar
- ▶ Titanium bottom bracket cable guide
- ▶ Internal brake cable routing
- ▶ Titanium shifter bosses
- ▶ Titanium braze on type front derailleur hanger
- ▶ Custom CNC machined rear brake bridge
- ▶ 700c wheels, front and rear



THE LITESPEED CLASSIC ROAD RACING FRAME



European geometry and exquisite craftsmanship combine with Litespeed's custom titanium tubing to provide a road frame that is as functional as it is beautiful.

The **Litespeed Classic** is a magnificent blend of geometry, strength, and comfort. We have designed a tube set that gives the classic a remarkably comfortable ride without any sacrifice in rigidity or handling.

FRAME FEATURES


Sizes available: 48 cm thru 62 cm **Weight:** 2.2 lbs. to 3.5 lbs.

- ▶ Litespeed designed custom tapered/butted 3 AL-2.5 V titanium tubing
- ▶ Compact and lightweight CAD designed/CNC machined horizontal rear dropouts
- ▶ Beautifully sculpted titanium sleeved 27.2mm seat tube
- ▶ Versatile 68 mm wide/1.375 x 24 NF threaded bottom bracket shell with drain vent. Machined from 6-4 solid titanium bar
- ▶ Titanium bottom bracket cable guide
- ▶ Titanium shifter bosses
- ▶ Titanium braze on type front derailleur hanger
- ▶ Custom CNC machined rear brake bridge



Titanium Components

In addition to uncompromised frame construction, **Litespeed Titanium, Inc.** produces a full line of titanium components. Extensive research and testing have resulted in the development of superior performance parts which offer weight savings without sacrificing strength.



TITANIUM STEMS

Stems


Litespeed Titanium Stems offer the ultimate connection between rider and road. Our custom bulged quill combined with our 1.25 inch oversized stem shaft offers superior stiffness. Computer controlled, single pass welding insures proper penetration without the risk of embrittlement or contamination.

Angles: Negative 5 degree (road), 5 degree or 14 degree (mountain)

Sizes: Road — 110 mm thru 150 mm
Mountain — 120 mm thru 150 mm

Weight: .441 lbs. (200 grams)

- ▶ 3 AL-2.5 V titanium tubing
- ▶ 6 AL-4 V fasteners
- ▶ 7000 Series aluminum cap and wedge
- ▶ Standard or oversize



TITANIUM SPOKES

Spokes

The single most critical weight area on a bicycle is the wheels. Rotating mass has as much or more influence on overall performance than any other single component. Using a proprietary titanium alloy developed by Litespeed solely for spoke application, we have developed spokes that are strong, durable, and incredibly lightweight. Litespeed Titanium spokes can cut as much as .5 lbs. (227 grams) off the weight of your bike.

- ▶ Proprietary titanium alloy
- ▶ 14 gauge
- ▶ Threaded or blanks



BOTTOM BRACKETS/SKEWERS/BAR ENDS

Bottom Bracket Spindles

Ultralight **Litespeed Bottom Bracket Spindles** are precision CNC machined for accurate fit. Smooth oversize bearings offer less rolling resistance than conventional bearings with no maintenance. Designed to work with Shimano Dura-ace and XTR, Campagnolo, Suntour, and other shifting systems.

Sizes: 111 mm, 113 mm, 125 mm

Weight: .350 lbs. (159 grams) average with cups/bearings

- ▶ 6 AL-4 V Titanium
- ▶ 7000 Series aluminum anodized cups and lock rings
- ▶ Sealed bearings

Skewers

Litespeed Skewers are machined to exacting standards. Incredible holding power with less weight.

Sizes: Mountain and Road **Weight:** 87 grams

- ▶ 6 AL-4 V titanium
- ▶ 7000 Series aluminum handle and nut

Bar Ends

Litespeed Bar Ends are anatomically curved and angled to insure relaxed rider positioning. The use of 3-2.5 titanium ensures strength and durability.

Weight: .343 lbs. (156 grams) per set

- ▶ 3 AL-2.5 V Titanium bar/clamp/6 AL-4 V Titanium fasteners
- ▶ 7/8" outside diameter
- ▶ Clamp on style

Litespeed
TITANIUM



MOUNTAIN BIKE HANDLEBARS/SEATPOSTS

Mountain Bike Handlebars

Litespeed Titanium Handlebars significantly reduce weight and absorb shock with remarkable efficiency. Because of titanium's strength to weight ratio, durability is not sacrificed. The last handlebar you'll ever need to buy.

Length: 23" (58.5cm) **Weight:** 170 grams

- ▶ 3 AL-2.5 V titanium
- ▶ Tapered design
- ▶ 3 degree bend

Seatposts

Lightweight yet strong seatpost securely positions saddle while trimming excess weight. Titanium makes it exceptionally comfortable.

Sizes: 26.8 mm, 27.0 mm, 27.2 mm

Length: 14" (36cm) **Weight:** .370 lbs. (168 grams)

- ▶ 3 AL-2.5 V titanium
- ▶ 7000 Series aluminium rail clamp



POLISHED/SATIN/BRUSHED

Litespeed Frame Finishes

Litespeed Frames come in three beautiful finishes; brilliant polished, satin, or brushed. Each frame is meticulously hand finished by our talented craftsmen. The grace and elegance of our frames is not masked with any type of paint or clear coat.



TEAM ISSUE APPAREL/CALENDAR

Litespeed Team Issue Apparel

Colorful and durable. Our team issue jersey and shorts are anatomically cut for a great fit.

Sizes: S, M, L

Litespeed Calendar

Due to popular demand, we are now making our calendar available to the public. 12 individual months with full color photography.

Litespeed
TITANIUM



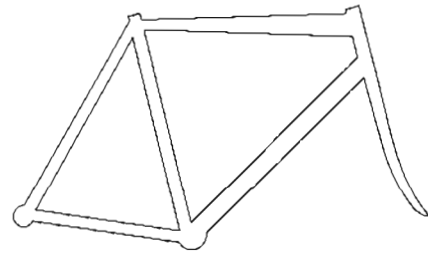
Litespeed Frame...
Litespeed Frame...
padding...
by...
the...
the...



Size Center To Top	Top Tube Length	Head Tube Angle	Seat Tube Angle	Chain Stay Length	Wheel Base	Fork Rake	Stand Over Height	Bottom Bracket Height	Front Center Length	Head Tube Length	Weight
--------------------	-----------------	-----------------	-----------------	-------------------	------------	-----------	-------------------	-----------------------	---------------------	------------------	--------

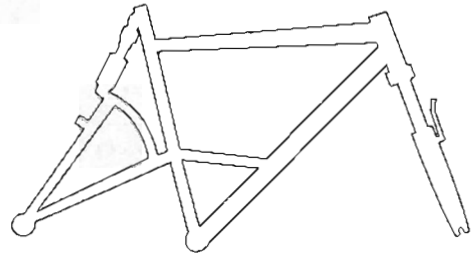
OCOEE

14.5"	21.25"	71°	73°	16.75"	39.25"	1.5"	26.5"	11.75"	22.5"	9.7cm	2.7 lbs
16"	21.75"	71°	73°	16.75"	39.75"	1.5"	27.5"	11.75"	23.0"	10.0cm	2.9 lbs.
17"	22.25"	71.5°	72.5°	16.75"	40.0"	1.5"	28.5"	11.75"	23.25"	10.5cm	3.1 lbs.
18"	22.75"	71.5°	72.5°	16.75"	40.5"	1.5"	29.5"	11.75"	23.75"	12.3cm	3.2 lbs.
19"	23.25"	71.5°	72.5°	16.75"	41.0"	1.5"	30.5"	11.75"	24.25"	14.1cm	3.4 lbs.
20"	23.75"	71.5°	72.5°	16.75"	41.5"	1.5"	31.5"	11.75"	24.75"	15.9cm	3.6 lbs
21"	24.25"	71.5°	72°	16.75"	41.75"	1.5"	32.5"	11.75"	25.0"	17.2cm	3.65 lbs.
22"	24.75"	71.5°	72°	16.75"	42.25"	1.5"	33.5"	11.75"	25.5"	18.7cm	3.75 lbs.



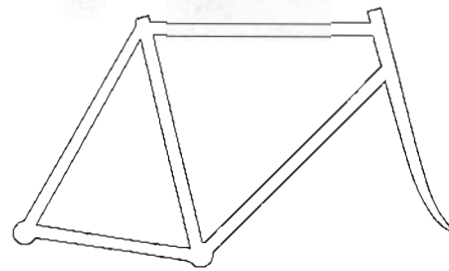
OCOEE / FS

15"	21.75"	71°	73°	16.75"	39.25"	1.6"	27.25"	12"	22.5"	10.0cm	4.3 lbs.
17"	22.25"	71°	72.5°	16.75"	40.5"	1.6"	28.75"	12"	23.75"	11.6cm	4.3 lbs.
18"	22.75"	71°	72.5°	16.75"	41.25"	1.6"	29.75"	12"	24.5"	13.4cm	4.45 lbs.
19"	23.25"	71°	72.5°	16.75"	41.75"	1.6"	30.75"	12"	25.0"	15.2cm	4.5 lbs
20"	23.75"	71°	72.5°	16.75"	42.25"	1.6"	31.75"	12"	25.5"	17.0cm	4.55 lbs
21"	24.25"	71°	72.5°	16.75"	42.75"	1.6"	32.75"	12"	26.0"	18.3cm	4.6 lbs.



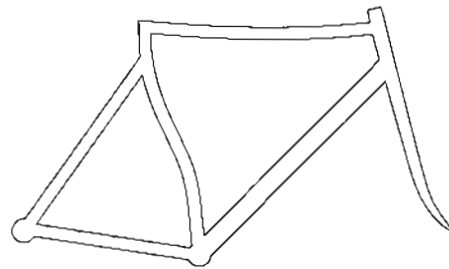
CLASSIC

48cm	50cm	72°	75°	40.6cm	98.1cm	4.5cm	72.7cm	26.9cm	57.5cm	8.5cm	2.5 lbs.
50cm	52cm	72.5°	75°	40.6cm	97.6cm	4.5cm	74.6cm	26.9cm	57.0cm	8.8cm	2.6 lbs.
52cm	53cm	73°	74.5°	40.6cm	97.6cm	4.5cm	76.5cm	26.9cm	57.0cm	10.1cm	2.8 lbs.
54cm	54.5cm	73°	74.5°	40.6cm	98.6cm	4.0cm	78.4cm	26.6cm	58.0cm	12.4cm	3.0 lbs
56cm	56cm	73.5°	74°	40.6cm	99.1cm	4.0cm	80.3cm	26.6cm	58.5cm	13.3cm	3.1 lbs
58cm	57cm	73.5°	73.5°	40.6cm	99.6cm	4.0cm	82.2cm	26.6cm	59.0cm	15.8cm	3.2 lbs
60cm	58cm	73.5°	73°	40.6cm	100.6cm	4.0cm	84.1cm	26.3cm	60.0cm	16.7cm	3.3 lbs.
62cm	58.5cm	73.5°	73°	40.6cm	101.6cm	4.0cm	86.0cm	26.3cm	61.0cm	17.6cm	3.4 lbs.



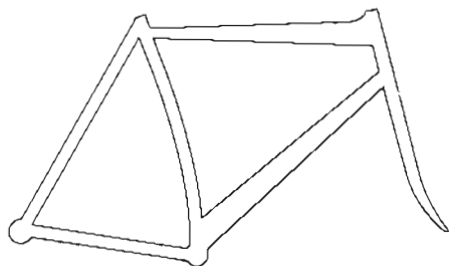
TACHYON

48cm	51.5cm	72°	75°	39.3cm	94.0cm	4.5cm	72.8cm	26.9cm	58cm	8.3cm	2.6 lbs.
50cm	53.5cm	72°	75°	39.3cm	96.0cm	4.5cm	73.2cm	26.9cm	59cm	8.5cm	2.8 lbs
52cm	54.5cm	72°	75°	39.3cm	97.0cm	4.5cm	75.1cm	26.9cm	60cm	9.4cm	3.1 lbs.
54cm	56cm	72°	74°	39.3cm	97.5cm	4.0cm	77.0cm	26.9cm	60.5cm	11.0cm	3.2 lbs.
56cm	56.5cm	72°	74°	39.3cm	98.0cm	4.0cm	79.2cm	26.9cm	61.0cm	11.7cm	3.25 lbs.
58cm	58.5cm	72°	74°	39.3cm	100cm	4.0cm	81.0cm	26.9cm	62.0cm	13.5cm	3.3 lbs.
60cm	59cm	73°	73°	39.3cm	100.5cm	4.0cm	82.9cm	26.9cm	62.5cm	15.1cm	3.4 lbs.
62cm	59.5cm	73°	73°	39.3cm	101.0cm	4.0cm	84.8cm	26.9cm	63.0cm	17.0cm	3.5 lbs.



ULTIMATE

48cm	50cm	73°	73°	39.3cm	93.5cm	4.5cm	72.7cm	26.9cm	54.0cm	8.3cm	2.4 lbs.
50cm	52cm	73°	73°	39.3cm	94.0cm	4.5cm	74.6cm	26.9cm	54.5cm	9.0cm	2.6 lbs
52cm	53cm	73°	73°	39.3cm	95.0cm	4.5cm	76.5cm	26.9cm	55.5cm	10.3cm	2.9 lbs
54cm	54.5cm	73°	73°	39.3cm	96.0cm	4.0cm	78.7cm	26.9cm	56.5cm	12.4cm	3.1 lbs
56cm	56cm	73°	73°	39.3cm	97.5cm	4.0cm	80.6cm	26.9cm	58.0cm	13.5cm	3.2 lbs.
58cm	57cm	73°	73°	39.3cm	98.5cm	4.0cm	82.5cm	26.9cm	59.5cm	15.7cm	3.25 lbs.
60cm	58cm	73°	73°	39.3cm	99.5cm	4.0cm	84.4cm	26.9cm	60.5cm	17.9cm	3.3 lbs.
62cm	58.5cm	73°	73°	39.3cm	100.0cm	4.0cm	86.3cm	26.9cm	61.5cm	19.0cm	3.4 lbs.



Litespeed Titanium Bicycles

Post Office Box 22666
Chattanooga, Tennessee 37422
Telephone 615.238.5530
Facsimile 615.238.4999