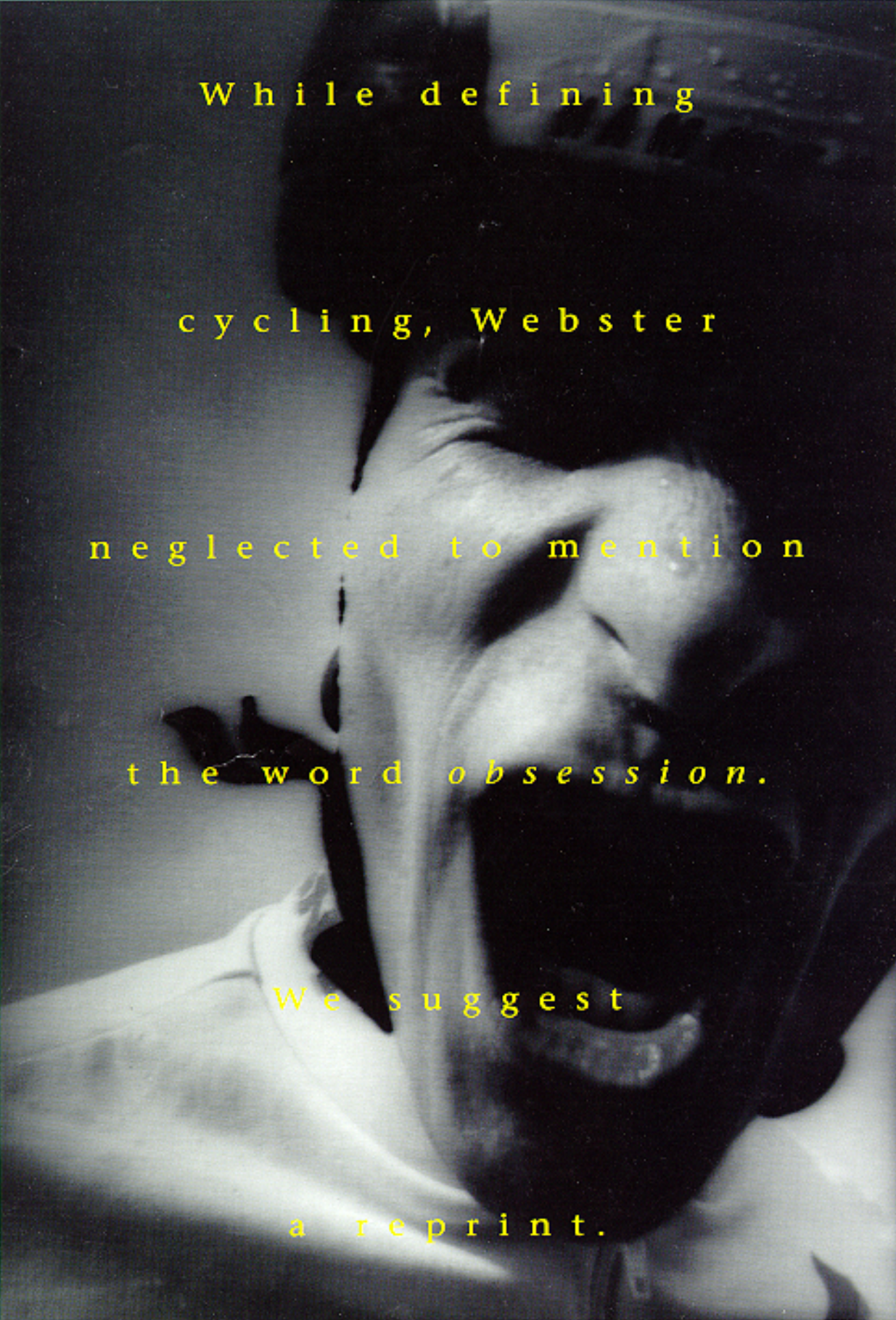


Murphy

K l e i n

B i k e s

1 9 9 3 .



While defining

cycling, Webster

neglected to mention

the word *obsession*.

We suggest

a reprint.

For all you rugged individuals who would rather fly down a mountain trail than eat.

For all you rare souls who sit around for hours thinking about the next road race and how to trim two seconds off your time.

For those who wish every long, lonely stretch of road was just a little longer.

For all of you, all across the world, who passionately off-road, tour, road race, cyclocross or commute.

Your bike is ready.

And it's a Klein.[®]

We should start at the beginning.

About twenty years ago an inspired young amateur racer named Gary Klein built his first aluminum frame using sophisticated construction techniques adapted from the aerospace industry. (Of course, being an engineering student at MIT helped quite a bit.)

However, racing finally yielded to a passion for innovation, and soon after that Gary began building bikes for a living.

Aluminum bikes.

This was quite an innovation.

At the time, everyone else was getting into steel frames. But Gary felt that steel offered too much multi-directional bending and twisting (that's the engineer in him talking), which, in his opinion, would suck all the energy out of a rider (that's the racer in him talking).

But not aluminum.

He knew it offered light weight and strength with absolutely no deflection.

So he stuck to his guns, and now at the core of every Klein is the oversized Aluminum Power Tubing,[™] offering a stiffness-to-weight ratio which prevents energy-wasting flex in the frame, and transfers every bit of the rider's energy into forward motion.

But aluminum frames were just one of Gary's breakthroughs.

Another is our one-of-a-kind Ride Control System (supersized headset, fork, bar and stem). This lightweight system provides quick handling and positive control.

Additionally, our mountain bikes have the patented Chain Control Device[™] which keeps the chain from sucking between the chain ring and chainstay.

But there's more than innovation. There's hard work.

Endless hours are spent on the fit and finish of every Klein.

All of our frames are guaranteed to be in perfect alignment.

All of our tubes are precisely mitered.

All of our bottom brackets are maintenance free.

And all of our welds are smooth, with no gaps.

Which leads to another important part of a Klein.

The paint job. We take some rather wild colors and painstakingly apply them in Durethane enamel.

After applying the layers of paint and clear coat, the finish is bright, colorful and uniquely Klein. It will last for years.

In fact, our frame preparation process actually increases the strength of the bike by sealing and protecting the aluminum tubing.

And what does all this mean?

It's simple. We're obsessed with innovating and building great bikes.

We arrive at work every morning and pay homage to this biking lifestyle in one very simple way: we build the best bikes in the world.



A black and white photograph of a man sitting on the tailgate of a pickup truck. He is wearing a dark t-shirt and shorts, and is looking down at a white bottle in his hands. A bicycle is lying in the truck bed behind him. The background is dark and appears to be foliage.

Truck: \$500.

Bike: \$3200.



The Klein Adroit™



1-3/8" double-butted seat tube with Klein's 31.6 x 350 mm seat post.

Oversize double-butted top tube.

The legendary Klein paint job of multiple coats of Durethane enamel. It'll last for years.

Adroit shown with optional SMART BAR™ suspension unit for maximum control and comfort while retaining maximum weight savings.

Shown with Klein's exclusive Rain Forest Durethane enamel finish and Shimano XTR component group. The Adroit is also available with Mardi Gras finish.

Internal routed cables.

Seat stay reinforced with boron/carbon fiber epoxy.

The oversized double-butted head tube with sealed, modified aircraft bearings has the lowest maintenance of any frame on the market.

Frame is guaranteed to be in perfect alignment.

Uni-Klein™ fork crown and blade reinforced with boron/carbon fiber epoxy. Fork tubing butted thicker to handle front and back stress.

Oversize aluminum rear dropouts are lightweight and durable.

2" oversized double-butted down tube.

Klein Deathgrip™ high performance Kevlar bead tires (not shown).

High penetration welding goes through the parent metal. Each weld is smooth with no gaps.

Single-butted chainstay reinforced with boron/carbon fiber epoxy.


Bottom bracket is extended and offset to increase power train rigidity, while reducing bearing loads and friction. Precision-sealed bearings create a durable, maintenance-free unit.

Chain Control Device™ keeps chain from sucking between rings and chainstay.

Oversized RockShox fork available as an option.

This bike's all about priorities. Just ask the Klein racing team or any racer who's obsessed with performance. They'll tell you that the Adroit is the lightest, fastest, most technically-advanced off-road bike we've ever produced. They'll tell you our Ride Control System (supersized headset,

fork, bar and stem) gives them maximum control and minimum weight. They'll go on about our oversized tubing painstakingly reinforced in key stress areas with boron and carbon fiber. And then they'll start telling you about all the races they've won. At that point, just take a seat.



M a k e - u p

b y

K l e i n .



The Klein Attitude™

High penetration welding goes through the parent metal. Each weld is smooth with no gaps.

Attitude shown with optional SMART BAR™ suspension unit for maximum control and comfort while retaining maximum weight savings.

Klein ATB Grips with shock-absorbing anatomic ribbed design and anti-slip end pattern weigh only 88 grams.

The oversized double-butted head tube with sealed, modified aircraft bearings has the lowest maintenance of any frame on the market.

Shown with Klein's exclusive Gator Linear Fade enamel finish and Shimano XTR component group. The Attitude is also available with Candy Solids, Linear Fades or UV Tri-Tone paint.

1-3/8" double-butted seat tube with Klein's 31.6x350mm seat post.

Frame is guaranteed to be in perfect alignment.

Double-butted top tube.

Internal routed cables.

Options include customized RockShox Mag 21 or Quadra suspension fork.

Racing geometry that maximizes riding efficiency.

Exclusive horizontal rear dropout design.

The legendary Klein paint job of multiple coats of Durethane enamel. It'll last for years.

Patented chainstay on the drive side has a thicker wall for added stability at the point of greater stress.

Klein's patented Chain Control Device™ keeps chain from sucking between rings and chainstay.

1-7/8" oversize double-butted down tube.

Fork tubing butted thicker to handle front and back stress.

Klein Deathgrip™ high performance Kevlar bead tires (not shown).

Bottom bracket is extended and offset to increase power train rigidity, while reducing bearing loads and friction. Precision-sealed bearings create a durable, maintenance-free unit.

All tubes are precisely mitered.

You stand up and stomp on the pedals and you'll feel an instant response. And just like the Adroit, it too transforms every ounce of your energy into forward motion (which is a real plus when it comes to winning races). This bike is fast, efficient, responsive and incredibly lightweight. The

Attitude is an excellent bike for mountain bike racers and mountain bike enthusiasts. The Ride Control System (supersized headset, fork, bar and stem) is in place for quick, positive handling. So there you have it. The Klein Attitude. We think you'll agree it lives up to its name.



A

g o o d d o g

a l w a y s

f o l l o w s

i t s

o w n e r .



The Klein Rascal™

Shown with Klein's exclusive UV Tri-Tone Durethane enamel finish and Shimano XT component group. The Rascal is also available with Candy Solids or Linear Fade paint.

All tubes are precisely mitered.

Frame is guaranteed to be in perfect alignment.

Mission Control™ alloy bar/stem combination for lightweight durability and ultimate control.

Klein ATB Grips with shock-absorbing anatomic ribbed design and anti-slip end pattern weigh only 88 grams.

Built by hand, not a machine.

Klein Deathgrip™ high performance Kevlar bead tires (not shown).

Butted seat tube.

Internal routed cables.

Double-butted head tube.

Exclusive horizontal rear dropout design.

Radical geometry for the aspiring racer.

Shown with optional customized RockShox Mag 21 suspension fork with matching paint. Also available with RockShox Quadra suspension fork.

Tinker Juarez, top pro on the Klein Mountain Bike Race Team 1992, rides a Rascal.

Patented chainstay on the drive side has a thicker wall for added stability at the point of greater stress.

Klein's patented Chain Control Device™ keeps chain from sucking between rings and chainstay.

Bottom bracket is extended and offset to increase power train rigidity, while reducing bearing loads and friction. Precision-sealed bearings create a durable, maintenance-free unit.

The legendary Klein paint job of multiple coats of Durethane enamel. It'll last for years.

You've just gotten into mountain bike racing and all of a sudden you find yourself barreling down a mountain going about thirty miles per hour. At this point, you realize the only thing between you and the cold, hard ground is your Klein Rascal. And maybe you're just a bit nervous. Not to worry.

You've made a good decision. Its radical geometry makes for quick handling and unsurpassed climbing and descending. Add a RockShox fork suspension system, and you'll swear that it's no longer your dog that's your best friend, but rather your Klein Rascal.



A s k

c i t y c o u n c i l

n o t

t o i m p r o v e

t h e r o a d s .



The Klein Pinnacle™

Shown with Klein's exclusive Candy Red Durethane enamel finish and Shimano XT component group. Unique Klein Linear Fades and UV Tri-Tone finishes are available at an upcharge.

The legendary Klein paint job of multiple coats of Durethane enamel. It'll last for years.

Mission Control™ alloy bar/stem combination for lightweight durability and ultimate control.

Klein ATB Grips with shock absorbing anatomic ribbed design and anti-slip end pattern weigh only 88 grams.

Frame geometry to accommodate both racing and touring.

Double-butted head tube.

Internal routed cables.

Frame is guaranteed to be in perfect alignment.

RockShox fork available as an option.

Front and rear eyelets for rack mounts.

High penetration welding goes through the parent metal. Each weld is smooth with no gaps.

All tubes are precisely mitered.



Patented chainstay on the drive side has a thicker wall for added stability at the point of greater stress.

Klein's patented Chain Control Device™ keeps chain from sucking between rings and chainstay.

Bottom bracket is extended and offset to increase power train rigidity, while reducing bearing loads and friction. Precision-sealed bearings create a durable, maintenance-free unit.

Klein Deathgrip™ high performance Kevlar bead tires (not shown).

The Pinnacle is the best all-purpose mountain bike you can own. It's definitely a Klein through and through. It has very strong yet lightweight aluminum tubing, with an excellent frame geometry which accommodates both racing and touring. The paint job is unbelievable with multiple coats of

Durethane enamel which actually make the frame stronger. And, of course, the Pinnacle is handmade just like all the rest. So go out, find a trail or some rugged back road and start putting that engineering to good use. And tell city council *not* to keep up the good work.

A black and white photograph of a person riding a bicycle through a dense forest. The person is silhouetted against a bright, overexposed background, likely sunlight filtering through the trees. The bicycle's front wheel is prominent in the lower half of the frame. The overall mood is serene and adventurous.

R a n d M c N a l l y a d d s

a p p r o x i m a t e l y

2 0 0 m i l e s o f n e w r o a d s

t o t h e i r m a p s

e a c h y e a r .

W h o c a r e s .



The Klein Adept™

Shown with Klein's exclusive Candy Teal Durethane enamel finish and Shimano XTR component group. Unique Klein Linear Fades and UV Tri-Tone finishes are available at an upcharge.

Exceptional frame geometry for the trail or street.

Mission Control™ alloy bar/stem combination for lightweight durability and ultimate control.

Klein ATB Grips with shock-absorbing anatomic ribbed design and anti-slip end pattern weigh only 88 grams.

High penetration welding goes through the parent metal. Each weld is smooth with no gaps.

Double-butted top tube.

Internal routed cables.

Accommodates 700c x 41 mm tires.

Double-butted seat tube.

Front and rear rack mounts for panniers.

The oversized double-butted bead tube with sealed, modified aircraft bearings has the lowest maintenance of any frame on the market.

All tubes are precisely mitered.

2" oversized, double-butted down tube.

Fork tubing butted thicker to handle front and back stress.

Front and rear fender mounts.

Frame is guaranteed to be in perfect alignment.

The legendary Klein paint job of multiple coats of Durethane enamel. It'll last for years.

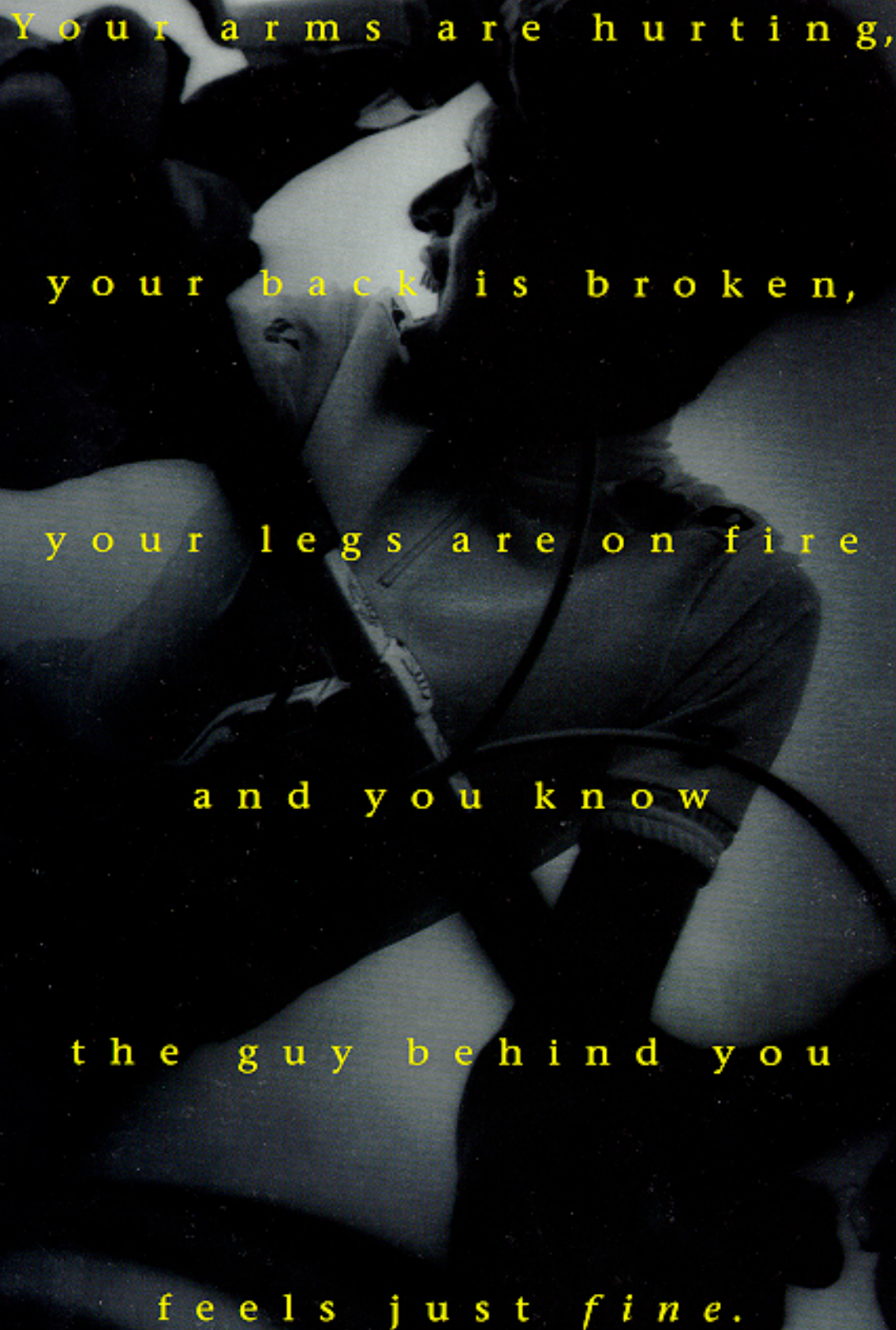
Klein's patented Chain Control Device™ keeps the chain from sucking between rings and chainstay.

Bottom bracket is extended and offset to increase power train rigidity, while reducing bearing loads and friction. Precision-sealed bearings create a durable, maintenance free unit.

Patented chainstay on the drive side has a thicker wall for added stability at the point of greater stress.

To be on the road or not to be on the road. That is the question. Either way the Klein Adept won't mind. This is a remarkable multi-use bike. It's lightweight with exceptional strength and, of course, it has a smooth ride only a Klein can give you (but you knew that). The Ride Control System

(supersized headset, fork, bar and stem) is in place, which makes it perfect for off-road, touring, cyclocross or commuting. And if you're not quite sure which of those types of rides you prefer, well, then, obviously you're the perfect person for the Klein Adept.



Your arms are hurting,
your back is broken,
your legs are on fire
and you know
the guy behind you
feels just *fine*.



The Klein Quantum II™

Mat Brick, 1991 and 1992
World Champion Duathlete,
races on the Quantum.

Shown with Klein's exclusive
Horizon Linear Fade Durethane
enamel finish and Shimano
Ultegra component group.
Also available in Linear Fades
and Candy Solids.

Oversized aluminum tubing
minimizes frame flex and
increases responsiveness.

High penetration welding goes
through the parent metal.
Each weld is smooth with no gaps.

All tubes
are precisely
mitered.

Butted seat tube.

Tapered tubes on seat stay
and chainstays.

Frame is
guaranteed to
be in perfect
alignment.

Internal routed cables.

The legendary
Klein paint job
of multiple coats of
Durethane enamel.
It'll last for years.

Exclusive lighter
weight rear entry
Micro Dropouts™
with axle guides for
faster wheel changes.

Built by
hand,
not a
machine.

Bottom bracket is extended and offset to increase power
train rigidity, while reducing bearing loads and friction.
Sealed bearings create a durable, maintenance-free unit.


Pedals shown but
not included in
component package.

Frame offers a smooth
ride only a Klein can deliver.

Also available for 1993, but not shown,
is the Quantum, featuring vertical rear
dropouts and top mounted cable guides.

No matter how good a racer you are, you'll always be worried about the guy behind you. During the race, little voices will tell you things like: this guy's relentless, he doesn't even look tired, he's definitely going to win. But, keep in mind, the Quantum II is preferred by top triathletes, duathletes

and road racers because it transforms every bit of your energy into forward motion. It has strong, lightweight, oversized aluminum tubing, which minimizes frame flex, and other characteristics which make it instantly responsive. So stop worrying and tell those voices to shut up.



The road hates you,
the weather hates you,
the person behind you
hates you.

You've only got

one friend.



The Klein Performance™

Shown with Klein's exclusive Silver Lining finish with Horizon Linear Fade Logo and Shimano Fast Touring 105/DX component group. Also available with Candy solids and, with an upcharge, Linear Fades and UV Tri-Tone.

All tubes are precisely mitered.

Butted seat tube for extra strength.

Slightly relaxed geometry is ideal for long distance racing, touring, training or fitness riding.

High penetration welding goes through the parent metal. Each weld is smooth with no gaps.

Frame offers a smooth ride only a Klein can deliver.

Longer wheelbase for smoother ride.

Standard eyelets for rack mounts. Rack not included.

Built by hand, not a machine.

The legendary Klein paint job of multiple coats of Durethane enamel. It'll last for years.

Oversized aluminum tubing minimizes frame flex and increases responsiveness.


Bottom bracket is extended and offset to increase power train rigidity, while reducing bearing loads and friction. Precision-sealed bearings create a durable, maintenance-free unit.

Pedals shown but not included in component package.

Frame is guaranteed to be in perfect alignment.

You glance out in front of you to see if anyone's there. Then you look back to check the rear, but no one's in sight. As far as you know you're the only one on that lonely stretch of road. And you're just where you want to be. On your Klein Performance. Perfect for long distance racing, touring,

training or fitness, it has a slightly relaxed geometry which provides you with a responsive, efficient, comfortable ride. But you're not thinking about that. All you're thinking about is the long, lonely, winding road in front of you and how good it feels to be on it. Pretty nice, huh?

A dark silhouette of a person riding a bicycle, positioned in the upper half of the frame. The person is leaning forward in a riding posture. The bicycle has a rear rack. The background is a light, textured surface.

You're

all alone

in this world.

What a *pleasant*

thought.



The Klein Panache™

Shown with Klein's exclusive Candy Ice Blue Durethane enamel finish and Shimano Ultegra component group. Also available in Candy Solids and, with an upcharge, Linear Fades, UV Tri-Tone and Linear Logo.

Frame offers a smooth ride only a Klein can deliver.

Frame is guaranteed to be in perfect alignment.

The legendary Klein paint job of multiple coats of Durethane enamel. It'll last for years.

Butted seat tube for extra strength.

Standard eyelets for rear rack mounts.

All tubes are precisely mitered.

High penetration welding goes through the parent metal. Each weld is smooth with no gaps.

Standard eyelets for front rack mounts.

Built by hand, not a machine.

Pedals shown but not included in component package.

Accommodates 700c front and rear wheels.


Bottom bracket is extended and offset to increase power train rigidity, while reducing bearing loads and friction. Precision-sealed bearings create a durable, maintenance-free unit.

Frame geometry engineered to maximize the power and skill of a smaller, lighter rider.

When building racing bikes we always keep these things in mind: races are hard to win, mountains are hard to climb, roads never get any shorter, and the person behind you will always be breathing down your neck, ready to pass. Given all of these comforting thoughts, we've designed the

Panache. This lightweight yet powerful racing bike offers a special frame geometry, engineered to maximize the power and skill of the smaller, lighter rider. Because we also keep this in mind: you may not be as big as the person behind you, but that's his problem.





Strap on a pair of Klein Deathgrip™ all-terrain tires and gain maximum off-angle and tight cornering traction, along with enhanced shock absorption of the large block tread section. Interdispersed tread design is self-cleaning. Supple 127 TPI casing and Kevlar bead. 26"×2.10 and 26"×2.35 sizes.



Klein® 100% heavy cotton T-shirts, M,L,XL.

**CUSTOMIZED ROCKSHOX
MAG21 and QUADRA
SUSPENSION FORKS
AVAILABLE AS AN OPTION.**

Klein and RockShox have worked together to adapt these state-of-the-art shock systems to the Klein frame: On the standard 7/8" RockShox, the steerer has been made shorter to accommodate Klein's head tube length. And on the oversized 1-3/8" RockShox, Klein has built a special steerer in their factory to accommodate RockShox's 1-1/4" crown.

The modifications make the customized RockShox Mag 21 and Quadra even lighter, and ensure good working geometry.

All customized RockShox are painted to match when ordered with a Klein frame. The standard 7/8" is sold with frame only. The oversized 1-3/8" is sold separately in gloss black.

The Klein® Cycling Short looks great with anything, especially 1st place trophies. Sizes 2 through 6.



Crafted from heat-treated aluminum, the Klein® Seat Post is precision milled for lightness and comes with a micro-adjust single-bolt clamp.



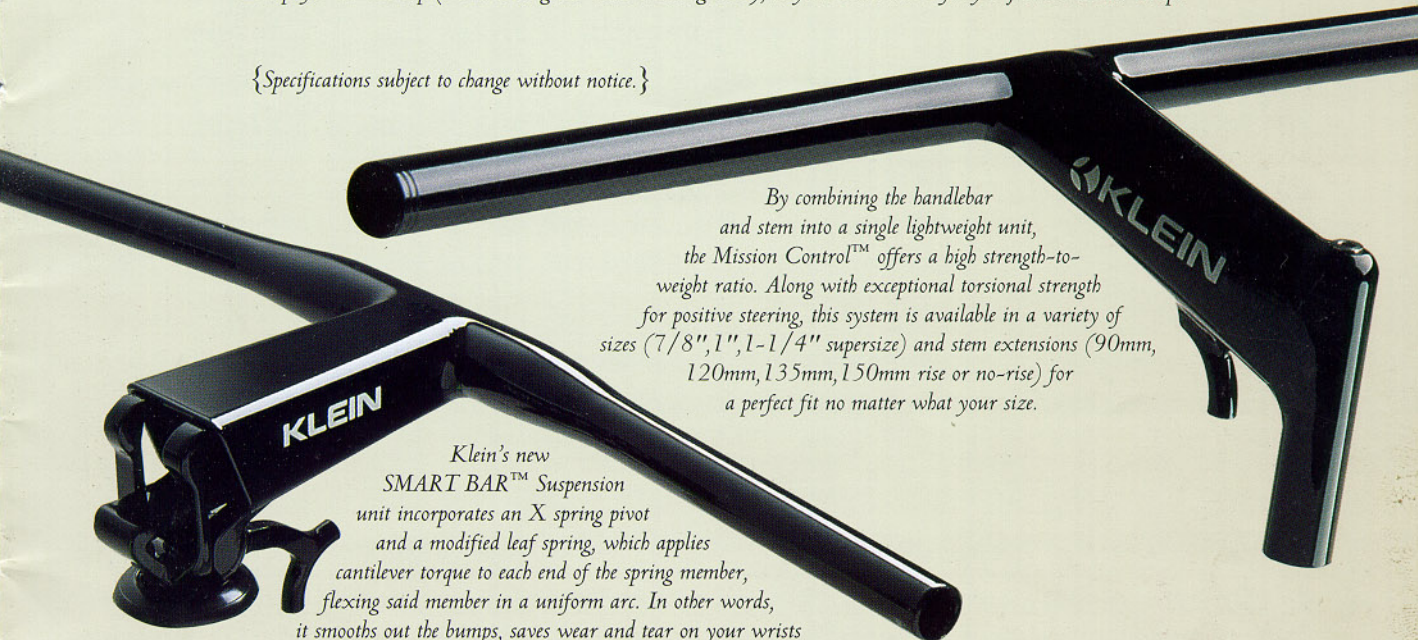
The Stratum 110 mountain bar is built for superior strength with inconceivable low weight (only 110 grams, 580mm long). Made from carbon fiber composite and race-tested in NORBA events.

Also offered for frame upgrades are Klein® Titanium Bottom Bracket Spindles (108mm, 117mm, 125mm), Titanium Brake Boss Studs, Titanium Crank Bolts, Titanium Chainring Bolts, and Titanium Water Bottle Bolts. (Items not pictured.)




Put any of these high quality Klein® caps on your head and you'll be immediately recognized as a biking fanatic. Except for the race cap (which looks great while winning races), they all come with a fully adjustable leather strap.

{Specifications subject to change without notice.}



By combining the handlebar and stem into a single lightweight unit, the Mission Control™ offers a high strength-to-weight ratio. Along with exceptional torsional strength for positive steering, this system is available in a variety of sizes (7/8", 1", 1-1/4" super size) and stem extensions (90mm, 120mm, 135mm, 150mm rise or no-rise) for a perfect fit no matter what your size.

Klein's new SMART BAR™ Suspension unit incorporates an X spring pivot and a modified leaf spring, which applies cantilever torque to each end of the spring member, flexing said member in a uniform arc. In other words, it smooths out the bumps, saves wear and tear on your wrists and elbows, and keeps your tires on the ground for maximum traction efficiency. The SMART BAR™ and stem extension incorporate the ultra light-weight superior strength of advanced composite materials.



The Klein® ATB Grips provide the anti-slip solution to prolonged fatigue from static shock while keeping you in control.



Klein and Giordana have combined to offer the finest in comfortable and stylish riding apparel. Official jersey of the Klein Race Team. Available in Sizes 2 through 6.

1993 MOUNTAIN AND MULTI-USE BIKE COMPONENTS. Adroit, Attitude, Rascal, Pinnacle, Adept.

Components	(Cust.) New Deore LX/DX/XT Pinnacle, Rascal, Adept	XC Expert Pinnacle, Rascal, Adept	XC Comp Pinnacle, Rascal, Adept	Deore XT Pinnacle, Rascal, Attitude, Adroit, Adept	XC Pro Pinnacle, Rascal, Attitude, Adroit, Adept
Frames	Deore DX/Klein	Deore DX	XC Comp/Klein	XT/Klein	XC Pro/Klein
BB	Klein	Klein	Klein	Klein	XC Pro/Klein
Crank	New Deore LX 175mm	175mm MicroDrive	175mm MicroDrive	175mm	175mm MicroDrive
Rings	26/36/46 SGX Round	20/32/42	20/32/42	26/36/46 SGX Round	20/32/42
Rear Derailleur	Deore XT Long cage	Medium Cage MD	Medium Cage MD	Deore XT Long cage	Medium Cage MD
Front Derailleur	New Deore LX 1-1/4	1-1/4, 1-3/8	1-1/4, 1-3/8	1-1/4, 1-3/8	1-1/4, 1-3/8
Shift Levers	New Deore LX Rapidfire Plus	Top Mount Thumbshift 8-speed	Top Mount Thumbshift 8-sp	XT Rapid Fire Plus	Top Mount Thumbshift 8-speed
Chain	Hyperglide 70-116 Links	Power Flo	Power Flo	Hyperglide 116 links	Power Flo
Rear Cluster	12/28 7-speed Hyperglide	11/28 Power Flo 8-speed	11/28 Power Flo 8-speed	12/28 Hyperglide	11/28 Power Flo 8-speed
Brake Set	New Deore LX Low Profile	Low Profile	Low Profile	Low Profile/M-C Pad	Low Profile
Brake Levers	3 Finger Servo-wave	Short Reach	Short Reach	Short Reach Servo-wave	Short Reach
Front Hub	32h Deore DX black w/QR Skewers	32h w/QR Skewers	32h w/QR Skewers	32h w/QR Skewers	32h w/QR Skewers/Greasguard
Rear Hub	32h Deore DX black w/QR Skewers	32h w/QR Skewers	32h w/QR Skewers	32h w/QR Skewers	32h w/QR Skewers/Greasguard
Rims	Sun Chinoak	Sun Chinoak	Sun Chinoak	Sun Chinoak	Sun Chinoak
Spokes	WS 1.5g SS/14g driver side rear	WS 1.5g SS/14g driver side rear	WS 1.5g SS/14g driver side rear	WS 1.5g SS/14g driver side rear	WS 1.5g SS/14g driver side rear
Spoke Nipples	Brass	Brass	Brass	Brass	Aluminum
Tires	Klein Deathgrip™	Klein Deathgrip™	Klein Deathgrip™	Klein Deathgrip™	Klein Deathgrip™
Tubes	Klein	Klein	Klein	Klein	Klein
Bar/Stem	Mission Control™	Mission Control™	Mission Control™	Mission Control™	Mission Control™
Grips	Klein	Klein	Klein	Klein	Klein
Seat Post	Klein 27.2x350/XT QR	Klein 27.2x350/XC QR	Klein 27.2x350/XC QR	Klein 27.2 (31.6) x350/XT QR	Klein 27.2 (31.6) x350
Pedals	Deore DX Clip	Lo-Fat 127	Lo-Fat 129	XT Clip	Lo-Fat 129
Straps	Binda	Binda	Binda	Binda	Binda
Clips	Shimano	Shimano	Shimano	Shimano	Shimano
Saddle	Vetta Lite	Vetta Lite	Avocet Titanium	Avocet Titanium	SI Flite Titanium
Water bottle	28oz. Klein	28oz. Klein	28oz. Klein	28oz. Klein	28oz. Klein
WB Cage	Alloy	Alloy	Alloy	Alloy	Alloy
Complete bike weight:					
19" Adroit	-	-	-	24.7 lbs.	22.67 lbs.
19" Attitude	-	-	-	25.3 lbs.	23.01 lbs.
19" Rascal	24.10 lbs.	23.96 lbs.	23.73 lbs.	25.8 lbs.	23.05 lbs.
19" Pinnacle	24.10 lbs.	23.96 lbs.	23.73 lbs.	25.8 lbs.	23.05 lbs.
21" Adept	24.92 lbs.	23.76 lbs.	23.53 lbs.	25.1 lbs.	22.85 lbs.

Adept Component Packages wheel modifications: Adept Rims: Mavic. Adept Tires: Ritchey Megabite 700x32C RockShox fork available as an option.

1993 ROAD BIKE COMPONENTS. Quantum, Quantum II, Performance and Panache

Components	105 SC Quantum, Quantum II, Performance and Panache	Ultragra Quantum, Quantum II, Performance and Panache	Fast Touring 105SC/DX Performance and Panache	Dura Ace Quantum, Quantum II, Performance and Panache
Frames	105 SC	Ultragra	Fast Touring 105SC/DX	Dura Ace
Std. Fork	Prism	Prism	Prism	Prism
Headset	105 SC	Ultragra	105 SC	Dura Ace
BB	Klein	Klein	Klein	Klein
Crankset	105 SC	Ultragra	Deore DX 175mm	Dura Ace
Rings	42/53 SG Round	42/53 SG Round	28/38/48 SG Round	42/53 SG Round
Rear Derailleur	105 Short	Ultragra Short	Deore DX Long Cage	Dura Ace Short
Front Derailleur	1-1/4" 105	1-1/4" Ultragra	Deore DX 1-1/4" Band	1-1/4" Dura Ace
Shift Levers	105 STI 8-speed	Ultragra STI 8-speed	105SC 7-speed downtube FCAI	Dura Ace STI
Chain	Hyperglide 116 links	Hyperglide 116 links	Hyperglide 116 Links	Dura Ace Hyperglide 116 links
Rear Cluster	13/23 8-speed	12/23 8-speed	7-speed Hyperdrive 12-14-16-18-21-24-28T	12/21 8-speed
Brake Set	105 SC Dual Pivot	Ultragra Dual Pivot	105SC Dual Pivot front & rear	Dura Ace Dual Pivot
Brake Levers	105 SC STI SLR	Ultragra STI SLR	105SC SLR	Dura Ace STI SLR
Front Hub	32h w/QR Skewers	32h w/QR Skewers	105SC 36h w/QR Skewers	32h w/QR Skewers
Rear Hub	32h w/QR Skewers	32h w/QR Skewers	195SC 7-speed 36h w/QR Skewers	32h w/QR Skewers
Rims	Campagnolo 32h	Campagnolo 32h	Mavic Open 4CD 36h	Campagnolo 32h
Spokes	WS 1.5g SS, 14g driveside rear	WS 1.5g SS, 14g driveside rear	WS 1.4g Straight SS, Brass Nipples	WS 1.5g SS, 14g driveside rear
Tires	Avocet FasGrip 20 700x25	Avocet FasGrip 20 700x25	Avocet Duro K20 700x32C Kevlar Shield	Avocet FasGrip 30 700x25
Stem	TTT	TTT	TTT	TTT
Handlebar	TTT	TTT	TTT	TTT
Seat Post	Klein	Klein	Klein	Klein
Saddle	Vetta Lite	Vetta Lite	Avocet Touring I	SI Flite Titanium
Water bottle	28oz. Klein	28oz. Klein	28oz. Klein	28oz. Klein
WB Cage	Alloy	Alloy	Alloy	Alloy
Complete bike weight:				
55cm Quantum*	21.3 lbs.	21.3 lbs.	-	20.8 lbs.
56cm Performance	21.4 lbs.	21.4 lbs.	23.20 lbs.	20.9 lbs.
47cm Panache	20.6 lbs.	20.6 lbs.	22.55 lbs.	20.1 lbs.

Pedals not included on all road bikes. *Quantum II weights not available at time of printing.

Every Klein Bicycle is engineered and handmade in the U.S.A. to the highest standards, and comes with a limited-lifetime or one million mile warranty for the original owner.

Klein Corporation tries to maintain an inventory of frame sets, options, and bicycles so that orders can be shipped immediately. From time to time, demand is so overwhelming that the production is unable to keep up. Your dealer can contact the Klein factory for availability of any specific items.

All Klein Bicycles meet or exceed CPSC standards. Complete CPSC equipment is included with each Klein bicycle, but may not be shown in photographs.

We reserve the right to discontinue models or change specifications at any time without advance notice and without incurring any obligations.



Klein's Chain Control Device™ keeps the chain from sucking between the chainring and chainstay by sweeping it clean and avoiding chain suck.

KLEIN'S CUSTOM FRAMESETS

ALL CUSTOM FRAMESETS INCLUDE AS STANDARD: Side-mounted down tube shift levers, heavy-duty, precision-sealed bearing bottom bracket assembly, all cable guides, two water bottle mounts and custom-fitted color-matched pump. Finished with durable Durethane enamel in Candy Ice Blue, Candy Teal, Candy Red.

CRITERIUM frameset only (51-68cm)

This is a custom-fitted, extremely efficient racing frame (see Quantum geometry). Body measurements and riding style are analyzed for a perfect fit. Then Criterium is hand built and carefully finished in Klein's Custom Frame Department, with an unending attention to detail.

TEAM SUPER frameset only (51-68cm)

The Team Super is the highest quality, custom-fitted frame Klein can produce. Any flaw in the finish is cause for rejection. Nothing is spared in the design and construction of this frame. In addition to all the Criterium features, Team Super has boron fiber in the chainstays, seat stays and fork blades, providing shock-absorbing characteristics and rigidity. Boron composites absorb high frequency shock many times better than conventional materials, giving the Team Super an exceptionally smooth ride.

ADVANTAGE frameset only (46-70cm)

Advantage is a custom-fitted frame for long distance racing, touring, or fitness riding. The slightly relaxed geometry (see Performance geometry) offers a comfortable ride without sacrificing responsiveness or efficiency. The Custom Frame Department at Klein considers body measurements and riding style, then meticulously hand-finishes each Advantage.

STAGE frameset only (46-70cm)

The Stage represents the ultimate in comfort and performance for individuals who demand the very best. In addition to all the Advantage features, boron fiber reinforcements are used in chainstays, seat stays and fork blades to further enhance the properties of the frame. Boron fiber, per weight, is the strongest, stiffest structural material in the world, absorbing high frequency shock many times better than conventional materials. Truly, the best bicycle available.

OPTIONS:

Custom color in Durethane enamel (includes color chart and touch-up paint).
Touch-up paint, standard colors: Single standard color, Two-color fade, Three-color fade, Linear fade. Color chart.
Internally routed rear brake cable (inside top tube).
Aero Wisborne Seat Stay.
Aero 24-inch front wheel sloping top tube.

Bar control stops, in lieu of down tube levers.
Replacement front fork for Advantage or Criterium.
Replacement front fork for Stage or Team Super.
Replacement frame-fitted pump, ready for painting.
Refinish custom frameset in 1993 color: Single standard color, Two-color fade, Three-color fade, Linear fade.
Extra mounts for additional water bottle.
Color-matched alloy cage and Klein water bottle.

1993 BIKE COLORS.



Silver Lining with Horizon Linear Logo



UV Tri-Tone



Candy Ice Blue



Candy Red



Candy Teal



Horizon Linear Fade



Moonrise Linear Fade



Sunburst Linear Fade



Gator Linear Fade



Rain Forest



Mardi Gras

MOUNTAIN AND ROAD BIKE FRAME GEOMETRY AND SIZING

Bike frame size:	Top Tube Height From Ground (Inch)	Top Tube Length (Horz.) (cm)	Top Tube Angle	Seat Tube Angle	Head Tube Angle	Front Fork Rake (Inch)	Chain Stay Length (Inch)	Bottom Bracket Height (Inch)	Wheel Base (Inch)	Typical Rider Height
Adroit:										
46cm 18in.	27.1	56.0	15.0	72.5	70.0	1.44	16.65	11.5	40.4	5'0"-5'4"
48cm 19in.	28.1	57.9	10.0	72.5	70.5	1.44	16.65	11.5	41.0	5'4"-5'8"
51cm 20in.	29.4	59.4	8.0	72.5	71.0	1.5	16.65	11.9	41.6	5'8"-5'11"
56cm 22in.	31.6	61.1	7.5	72.5	71.0	1.63	16.65	11.9	42.6	5'11"-6'6"
Attitude:										
46cm 18in.	27.1	56.0	15.0	72.5	70.0	1.44	16.65	11.5	40.4	5'0"-5'4"
48cm 19in.	28.1	57.9	10.0	72.5	70.5	1.44	16.65	11.5	41.0	5'4"-5'8"
51cm 20in.	29.4	59.4	8.0	72.5	71.0	1.50	16.65	11.9	41.6	5'8"-6'0"
56cm 22in.	31.6	61.1	7.5	72.5	71.0	1.63	16.65	11.9	42.6	6'0"-6'6"
Rascal:										
46cm 18in.	27.1	56.0	15.0	72.5	70.0	1.44	16.65	11.5	40.4	5'0"-5'4"
48cm 19in.	28.1	57.9	10.0	72.5	70.5	1.44	16.65	11.5	41.0	5'4"-5'8"
51cm 20in.	29.4	59.4	8.0	72.5	71.0	1.50	16.65	11.9	41.6	5'8"-6'0"
56cm 22in.	31.6	61.1	7.5	72.5	71.0	1.63	16.65	11.9	42.6	6'0"-6'6"
Pinnacle:										
46cm 18in.	27.1	55.3	15.0	72.0	70.0	1.56	16.95	11.5	40.4	5'0"-5'4"
48cm 19in.	28.0	57.4	10.0	72.0	70.0	1.56	16.95	11.5	41.3	5'4"-5'8"
51cm 20in.	29.2	58.9	8.0	72.0	70.0	1.62	16.95	11.9	42.0	5'8"-5'11"
56cm 22in.	31.6	60.4	7.3	72.0	70.0	1.75	16.95	11.9	42.9	5'11"-6'6"
Adept:										
43cm 17in.	28.3	54.0	18.3	73.8	70.5	2.00	17.00	10.8	40.3	5'0"-5'3"
48cm 19in.	29.7	56.4	9.3	73.8	71.5	1.88	17.00	11.0	41.1	5'4"-5'7"
53cm 21in.	30.9	58.7	3.4	73.8	72.0	1.63	17.00	11.3	41.5	5'8"-5'11"
58cm 23in.	33.0	60.7	3.0	73.8	72.0	1.75	17.00	11.5	42.6	6'0"-6'5"
Quantum, Quantum II:										
51cm 20.1in.	29.8	53.5	0	74	73.5	1.5	16.3	10.5	38.1	5'2"-5'4"
53cm 20.9in.	30.6	54.7	0	74	73.5	1.5	16.3	10.6	38.6	5'4"-5'6"
55cm 21.7in.	31.5	55.9	0	74	73.5	1.5	16.3	10.7	39.1	5'6"-5'8"
57cm 22.4in.	32.4	57.1	0	74	74.0	1.5	16.3	10.8	39.4	5'8"-5'11"
59cm 23.2in.	33.2	58.3	0	74	74.0	1.5	16.3	10.9	40.0	5'11"-6'1"
61cm 24.0in.	34.1	59.5	0	74	74.0	1.5	16.3	11.0	40.4	6'1"-6'3"
63cm 24.8in.	34.8	60.7	0	74	74.0	1.5	16.3	11.0	40.9	6'3"-6'5"
Performance:										
52cm 20.5in.	30.1	54.2	0	74	72.0	1.75	18	10.2	40.7	5'2"-5'4"
54cm 21.3in.	31.0	55.2	0	74	72.0	1.75	18	10.3	41.1	5'4"-5'6"
56cm 22.0in.	31.8	56.2	0	74	72.5	1.50	18	10.4	41.2	5'6"-5'8"
58cm 22.8in.	32.7	57.2	0	74	72.5	1.50	18	10.5	41.6	5'8"-5'11"
60cm 23.6in.	33.6	58.2	0	74	72.5	1.50	18	10.6	42.2	5'11"-6'1"
62cm 24.4in.	34.4	59.2	0	74	72.5	1.50	18	10.7	42.6	6'1"-6'3"
Panache:										
47cm 18.5in.	27.3	51.3	14	74	71	2.0	16.77	10.1	38.4	4'10"-5'0"
50cm 19.7in.	27.3	51.3	14	74	71	2.0	16.77	10.1	38.4	5'0"-5'2"