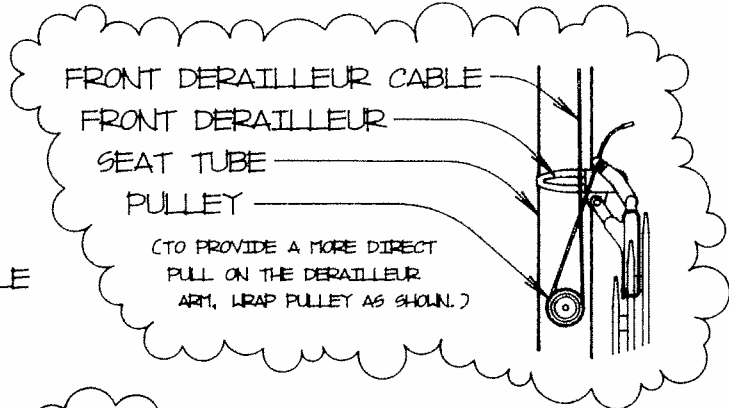
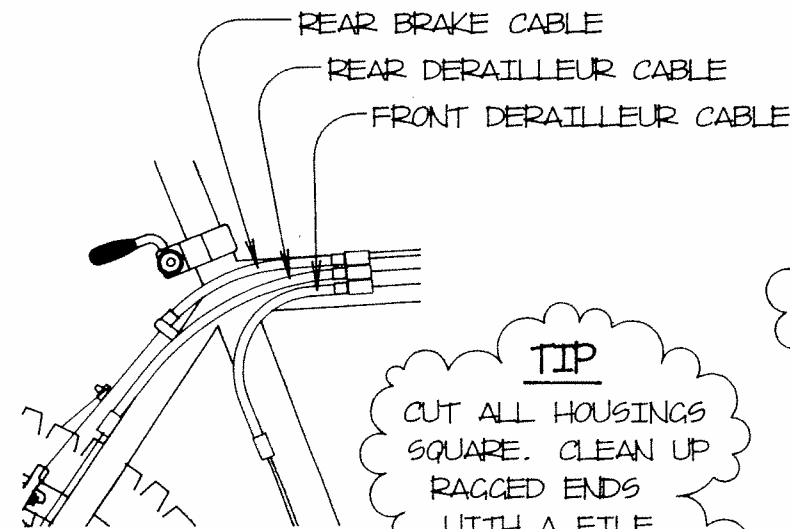



YETI CYCLES INC.

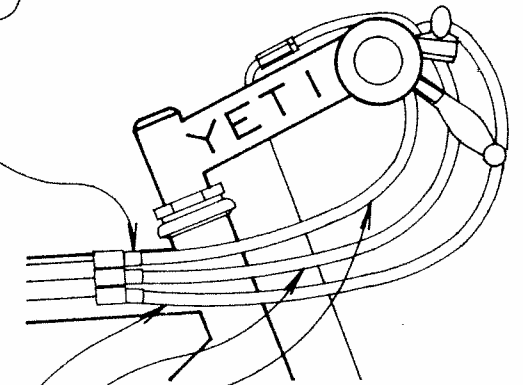

CONGRATULATIONS ON THE PURCHASE OF YOUR YETI FRAMESET! DUE TO THE UNIQUE YETI 'CROSS' CABLE ROUTING, PROPER CABLE ROUTING MIGHT BE UNFAMILIAR TO YOU. WE HOPE THESE SUGGESTIONS INCREASE YOUR ENJOYMENT OF YOUR NEW YETI.

&*\$@ !
#o&% !!



MAY I SUGGEST TO MAXIMIZE THE PERFORMANCE OF YOUR NEW YETI, TAKE THE TIME...GET IT UP RIGHT!

TIP
FOR BEST PERFORMANCE USE CABLE FERRULES ON ALL HOUSING ENDS...



TIP
CUT ALL HOUSINGS SQUARE. CLEAN UP RAGGED ENDS WITH A FILE.

YES → NO →

26.8 ONLY!

DUE TO THE LONGER TOP TUBE RUN, USE A REAR DERAILLEUR CABLE FOR THE FRONT DERAILLEUR.

DON'T BE A FOOL. WHEN INSTALLING THE HEADSET USE A HEADSET TOOL!

HANDLEBAR CABLES:

- ① MEASURE WITH HANDLEBARS TURNED TO FULL LEFT. CUT THE REAR BRAKE HOUSING AS SHORT AS POSSIBLE, AVOIDING SHARP BENDS. TURN THE WHEEL STRAIGHT.
- ② NEXT INSTALL THE REAR DERAILLEUR HOUSING SO THAT IT ARCS SLIGHTLY BELOW THE REAR BRAKE HOUSING.
- ③ THE FRONT DERAILLEUR HOUSING SHOULD BE CUT SO THAT THE SPACING IS UNIFORM BETWEEN ALL CABLES.

TIP
FOR THE BEST COMPONENT PERFORMANCE, CABLES SHOULD BE AS SHORT AS POSSIBLE WHILE FORMING THE MOST GENTLE ARC.

NO: KINKS, BENDS, SUDDEN DIRECTION CHANGES, BRAIDS, ETC..

YES: GENTLE, SHORT, RELAXED ARCS WITH THE SMOOTHEST TRANSITION POSSIBLE.....

