

1989

RALEIGH

lightweight

HAND CRAFTED ■
NO COMPROMISE
DESIGN ■ QUALITY
COMPONENT
SELECTION
■ ULTIMATE
PRODUCT
PERFORMANCE



RACE ■ TRAINING ■ MTB ■ CITY ■ FRAMESETS

lightweight

RALEIGH SPECIAL PRODUCTS DIVISION

Raleigh Lightweight bicycles and framesets are handbuilt in our Special Products Division independent of the main Raleigh factory in Nottingham. Combining the skills and craftsmanship of the specialist builder with the advantages of a modern manufacturing company, our workforce is dedicated to the production of high quality, handcrafted products particularly suited to the wide-ranging demands of the modern cyclist.

Special Products Division is responsible for the production of the framesets for Raleigh's racing teams, and has achieved many successes in professional and amateur events worldwide. Special Products Division also performs the vital research and development function for Raleigh Industries, providing a test bed for product design and innovation.

FRAMES

Cycling as a sport or leisure activity has many facets, each with its own specific requirements. Touring bikes must be comfortable to ride over long distances with heavy loads, while racers must be light & lively with minimum clearances for maximum power transmission.

The heart of every bike is its frame. The care and attention that goes into its design and manufacture are critical for the performance and fitness for purpose of the chosen product.

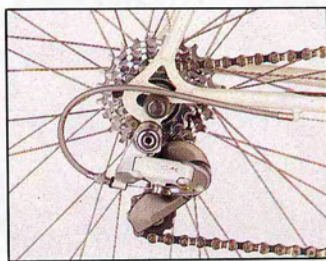
We cover the whole range of cycling activity from road racing to mountain biking, from Triathlons to Himalayan tours, with seven different frame design configurations. Not content with that, we also tailor each individual frame size to best suit the likely rider — no pandering to volume production requirements here!

But the design of the frame is not just about angles, tube lengths and clearances, but also the quality of the frame tube material, and the care with which the whole assembly is put together.

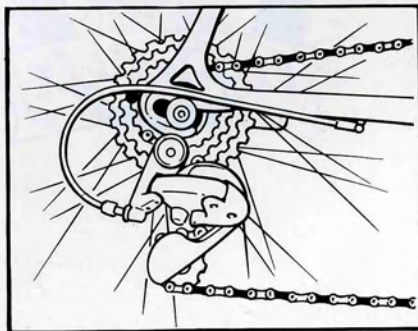
We use exclusively Reynolds seamless Manganese Molybdenum butted tubes on our assembled bicycles, either in its basic 531 three main frame tubes format — as on Strada and Elix — to its full 531 Competition, 531 Super Tourist and 653 sets on the more expensive racing and touring models. Additional manipulated items — chainstays, seatstays and fork blades — are specified in high grade carbon steel to Raleighs unique 18/23 specification.

All joints are fully mitred, lugged and brazed to ensure the best combination of weight and strength, with fittings.

After coating inside and out with automotive standard, corrosion resistant, electrophoretic primer, frames and forks are individually hand sprayed and given a final lacquer coat to protect the unmistakably styled Lightweight custom decor.



SIS biopace
SLR 14 speed

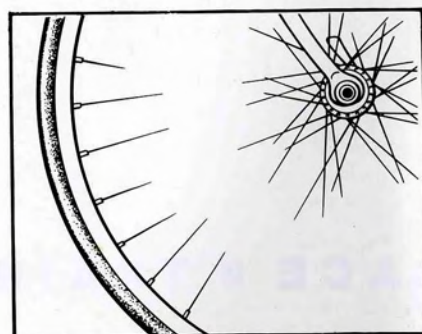


GEARS

All Lightweight models are fitted with Shimano SIS indexed derailleur gears, for fast, precise, adjustment-free gear shifting. The number of gears and the gear ratios have been specified according to the intended use of the product, but are suitably interchangeable to allow the rider to customise.

WHEELS

Quick-release wheels are a standard fitting on Raleigh Lightweights, and greatly assist transport or service of the bicycle. Many models also feature stainless spokes, and the hollow section alloy rims ensure strength in this critical area. Many models are also equipped with rear free-hubs which, with their wider spaced bearings and reduced dishing are better able to cope with the drive stresses imposed on the rear wheel.






RECORD ACE MODERNE

In a class of its own.

Reynolds 653 specially treated butted manganese molybdenum tube set — 653 taper gauge fork blades and stays — precision cast lugs and bottom bracket shell — full Shimano Santé groupset — 14 speed SIS indexed gears — Biopace chainrings — anodised aero rims — stainless spokes — Turbo Special Lycra covered saddle — TTT anodised handlebar and stem — reflective high pressure tyres — limited production.

Colour — Oyster, with hand painted pearl grey lugwork.

Sizes — 54.5, 57, 59.5, 62 cms.

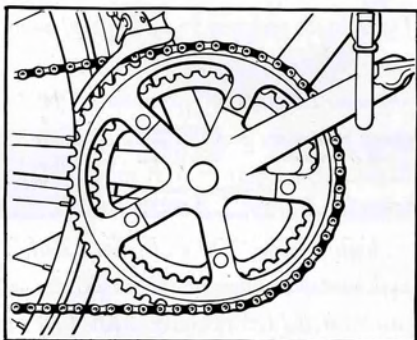



BRAKES

The new Shimano Linear Response system has been incorporated into all our racing and training models, and assists in the feel and sensitivity of the brakes, greatly enhancing braking control.

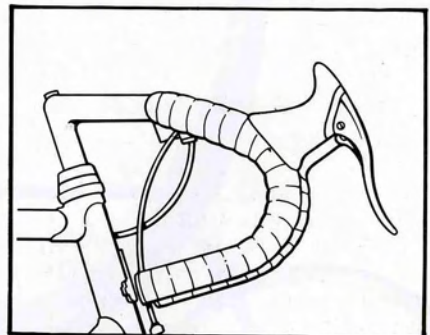
TYRES

Tyres rarely get the consideration they deserve. Raleigh Lightweight racing, touring, training and city-bikes are all fitted with modern high-pressure road tyres, featuring highly developed tread compounds and carefully constructed casings to give improved puncture resistance and lower rolling resistance. For your added safety, they also incorporate a reflective stripe vulcanised into the sidewall, creating a highly visible circle of light when picked up by car headlights; the lack of a bolt-on wheel reflector also improves wheel balance.



CHAINWHEELS

Many of the bicycles on the following pages feature Biopace chainwheels. These are computer designed to provide a pedalling action that more closely approximates natural human leg movement, and eliminates the "dead spot". This is particularly suited to climbing hills and assisting newcomers to cycling to achieve efficient cadence. Round rings are fitted to the Road Ace Select as this model is aimed at the more experienced racing cyclist.




HANDLEBARS

Not only do Lightweight frames vary according to purpose and size — so do the handlebars. The bars on racing and training models are 2 cms wider on 59.5 cms and 62 cms frames than on the two smaller sizes, to take into account the broader shoulders of the taller rider. Touring bikes are equipped with a Randonneur bar, a style favoured by many long distance cyclists. Even city-bikes have their own style of bar chosen for its modern shape and easy fore and aft adjustment to ensure correct reach and a good riding position. Just check out the models in this catalogue at your Raleigh Lightweight Dealer and experience the Raleigh Lightweight difference.

lightweight

ELIX



Affordable performance and style — 531 butted main tubes race geometry frame — Shimano Exage A452 groupset — 14 speed SIS gearing — Biopace chainset — SLR brakes with aero levers — aero rims — stainless spokes — reflective 700 x 20C tyres — custom Lightweight saddle and handlebar set.

Colour — Mid Blue.

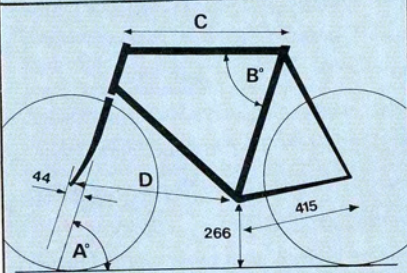
Sizes — 54.5, 57, 59.5, 62 cms.




SIS biopace
SLR 14 speed



TRAINING GEOMETRY



SIZE cm	A°	B°	C mm	D mm
54.5	73°	75°	549	590
57	73°	74°	560	595
59.5	74°	74°	575	600
62	74°	74°	575	600



STRADA

Full feature sports bike with the Lightweight pedigree — 531 butted main tubes training geometry frame — Shimano Exage A350 groupset — 12 speed SIS index gears front and rear — Biopace chainrings — SLR colour finish brakes with aero levers — aero section rims — high pressure 700 x 20C tyres with high visibility reflective side stripe — custom styled lycra covered saddle and handlebar set.

Colour — Ice Blue.

Sizes — 54.5, 57, 59.5, 62 cms.

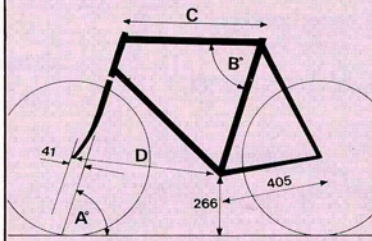


SIS biopace
SLR 12 speed



DELTA

RACE GEOMETRY



SIZE cm	A°	B°	C mm	D mm
54.5	73°	75°	545	590
57	73°	74°	560	595
59.5	74°	74°	575	600
62	74°	74°	575	600

Impressive looks with performance to match — 531 butted main tubes race geometry frame — 531 fork with large oval blades and precision cast crown — latest version of Shimano 105 groupset — 14 speed SIS gearing — Biopace chainset — SLR brakes with aero levers and multi-position quick release feature — stylish colour finish on all components — full Lightweight custom features.



Colour — Horizon Grey.

Sizes — 54.5, 57, 59.5, 62 cms.



SIS biopace

SLR 14 speed



ROAD RACE SELECT




SIS
SLR
biopace 14 speed



Reynolds 531 Competition tubing and Shimano's 600 Ultegra groupset are skillfully blended to produce a ready to race bicycle that is unequalled for value — 14 speed SIS gears — round 53/42 tooth chainrings for the experienced rider — SLR brakes with aero levers — high quality TTT anodised alloy bar and stem — anodised aero rims with stainless spokes — high pressure 700 x 20C reflective tyres — Nabuk leather covered racing saddle.


Colour — Pearlescent Blue/White/Grey.
Sizes — 54.5, 57, 59.5, 63 cms.



QUADRA

Series II version of this popular training and triathlon bicycle — 531 butted frame tubes and 531 fork, — training geometry — latest Shimano 105 groupset — 14 speed SIS — Biopace — SLR brakes — new lycra covered saddle — Lightweight styled handlebar stem — multi-purpose pedals — reflective tyres — twin feeding bottles.

Colour — Blue/White/Red/Yellow.
Sizes — 54.5, 57, 59.5, 62 cms.



SIS biopace
SLR 14 speed

lightweight

FRAMES



TYPE 8901
— 653 RACE
Sizes: 52, 54.5, 57,
59.5, 62, 64.5 cms.



TYPE 8902
— 531C LUXE
Sizes: 52, 54.5, 57,
59.5, 62, 64.5 cms.



TYPE 8903
— 531C RACE
Sizes: 52, 54.5, 57,
59.5, 62, 64.5 cms.



TYPE 8904
— 531 RACE
Sizes: 54.5, 57, 59.5,
62 cms.



TYPE 8905
— 501 CLUB
Sizes: 54.5, 57, 59.5,
62 cms.



TYPE 8906
— 531 CLUB
Sizes: 54.5, 57, 59.5,
62 cms.

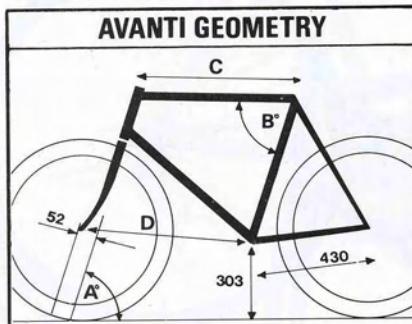
See the Raleigh Frameset Leaflet
for complete specifications

MOUNTAIN BIKES

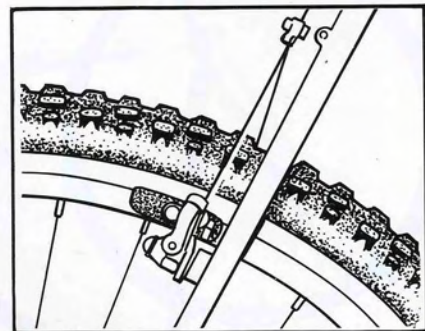
Hard rider or pothole dodger, the Mountain Bike has proved to be the most exciting development in adult leisure for many years. The wide range of mid-price models from Raleigh are now joined by four completely new machines from the Lightweight Division.

From the race-ready Avanti to the lively Chinook, the range features all the latest quality components teamed with Raleigh Lightweight's inimitable and distinctive styling — and all designed, manufactured and assembled in Nottingham with the care and attention to detail that is the hallmark of a genuine Raleigh Lightweight.

lightweight



SIZE cm	A°	B°	C mm	D mm
49	70°	72°	545	615
53	71°	72°	560	625
57	72°	72°	575	630



BRAKES

The sensitive feel of the SLR brakes is used to advantage on these bikes. Chinook and Ozark share the clean lines and powerful stopping power of the chainstay mounted Shimano U-brake, whilst Appalachian and Avanti reflect the growing preference for front and rear cantilever set-ups for prolonged off-road use.



MOUNTAIN BIKE FRAMES

Once again, we have chosen to use Reynolds seamless butted Manganese Molybdenum 531 tubing, this time in oversize All Terrain gauges, for the main frame tubes. Combining lightness with strength, this superior tube is carefully brazed into a fully-lugged frame structure to exploit the best properties of the material and ensure maximum joint integrity.

In addition, both Avanti and Appalachian are fitted with Reynolds 531 All Terrain fork blades, brazed into a precision cast "Unicrown" style fork crown. The Avanti also has 531 taper gauge chainstays and seatstays to complete its impressive frame spec.

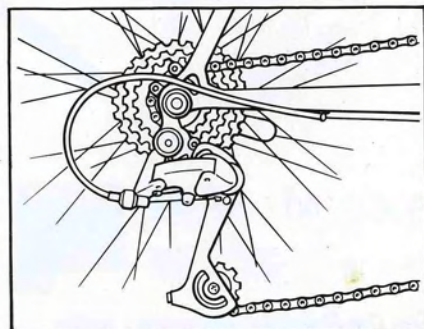
Two geometries are used, that of the Avanti being particularly suited to fast off-road use, whilst the more easy-riding design of the Chinook, Ozark and Appalachian are equally at home on or off-road.

Both designs feature Lightweight's "variable" frame geometry, providing better rider fit than simple parallel designs, and the new shorter styled chainstays ensure improved rear triangle rigidity. Rear dropouts are forged twin eye vertical type for ease of wheel replacement and accurate positioning.

The heart of a great bike

GEARS


Lightweight Mountain Bikes are all fitted with the superb Shimano SIS indexed gear system, guaranteeing accurate gear changing under all conditions. The Chinook, with its Exage Trail set, has 18 gears, whilst the other three models feature the new 21 speed Hyperglide system with improved shifting under torque.



AVANTI



SIS biopace
SLR 21 speed




CHAINRINGS

The high strength cotterless alloy chainsets on our Mountain Bikes all incorporate Biopace chainrings.

The Biopace cadence closely matches the natural movement of the leg for more efficient use of muscle power, with the result that pedalling feels easier, strain on the knees is reduced, and hills are easier to climb.

WHEELS

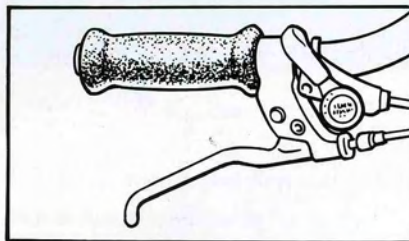


Hand-laced wheels with hollow section anodised alloy eyeleted rims, stainless spokes and quick-release front and rear hubs, are fitted on Ozark, Appalachian and Avanti. Cassette type rear freehubs, with wider bearing spacing and reduced dishing, offer longer durability. These models are fitted with 2" knobby off-road tyres, whilst the Chinook has a 1.75" tyre with raised centre-rib for lower rolling resistance, and smoother riding on-road.



Designed to deliver — the all new '89 Avanti — full Reynolds 531 All Terrain tubeset — 531 Unicrown fork — Shimano Deore XT II groupset — 21 speed Hyperglide SIS gears — Biopace HP rings — welded pulley stem with Cr-Mo swaged bar — high grade leather covered anatomic saddle with loop springs — Q/R wheels with 2" off-road tyres and stainless spokes — cantilever/cantilever brakes with 2-finger SLR levers.

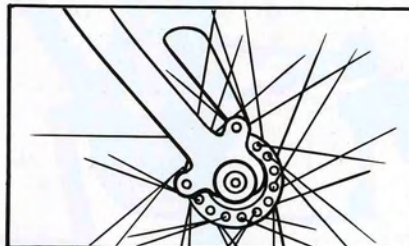
Finish — Black Adder.

Size — 49, 53, 57 cms.



HANDLEBAR

The control centre of the bike; neatly grouped gearshift levers, fully adjustable for position and switchable between SIS and standard shifting; SLR brake levers, fully adjustable, with the latest two finger design on Deore II and Deore XT II equipment; flat 10° bend handlebar, swaged for maximum strength in high stress areas (Cr-Mo on Avanti); chunky rubber handlebar grips.



BEARINGS

All bearings feature additional seals to minimise ingress of water and dirt, and hence prolong bearing life. However no bike is indestructible, and regular maintenance of all components will pay dividends in terms of longer life and trouble free running, particularly for those bikes regularly subject to the rigours of off-road use.

CHINOOK

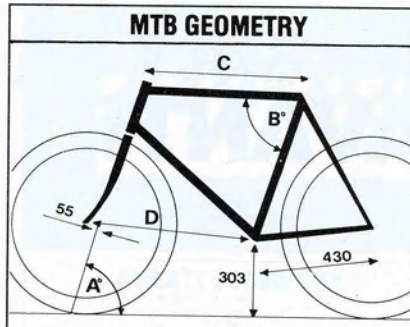
On road — off road, this spec. is great value. Reynolds 531 All Terrain butted main frame tubes — Shimano Exage M350 groupset — 18 speed — SIS indexed rear gear — Biopace chainrings — cantilever front, U-brake rear — adjustable brake lever reach — straight swaged bar — anodised rims — 1.75" dual pressure tyres — "Loose Proof" head set.

Finish — Purple Haze.



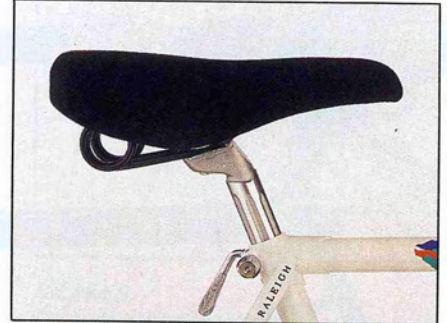
Sizes — 49, 53, 57 cms.



SIS biopace
SLR 18 speed



SIZE cm	A°	B°	C mm	D mm
49	70°	70°	545	605
53	70°	70°	560	620
57	70°	70°	575	635



lightweight

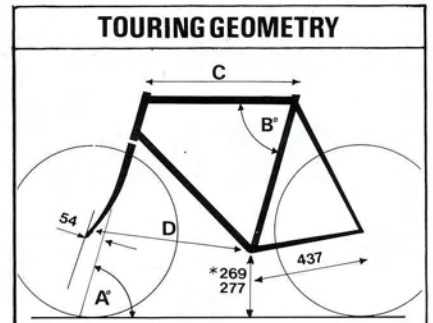
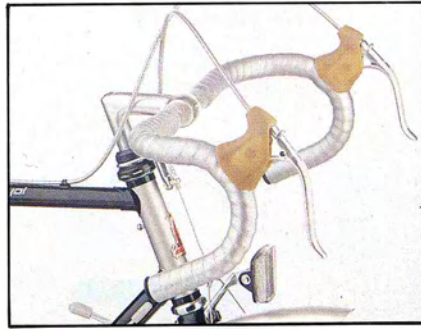


ROYAL



Classic touring frame with quality component package — full Reynolds 531 ST tubeset (frame, forks and stays) — touring geometry frameset — Shimano 18 speed SIS gearing — alloy Biopace triple chainrings — cantilever brakes — Shimano 105 quick release alloy hubs — stainless spokes and anodised rims — alloy 4-point rear carrier plus lo-rider fork braze-ons — 700 x 28C tyres with reflective side stripe — anatomic leather covered saddle with coil springs for improved rider comfort.
 Colour — Classic Black.
 Sizes — 54, 57, 60, 64 cms.



SIS biopace
SLR 18 speed



SIZE cm	A°	B°	C mm	D mm
*51	71°	74°	535	600
*54	72°	74°	545	604
57	72°	73°	560	609
60	72°	72°	575	615
64	72°	72°	575	615





RANDONNEUR

The ultimate production touring bike — Reynolds 531 ST tubeset — Shimano Deore 18 speed transmission with SIS indexed gears and Biopace chainrings — rear Blackburn and front lo-rider alloy carriers — Brooks Pro full natural leather saddle — Maillard sealed bearing CX600 hubs — Mavic M3CD hard anodised rims — stainless spokes, single butted 13/14 gauge rear — Michelin Select 700 x 28C reflective tyres.

Colour — Dark Gunmetal.

Sizes — 54, 57, 60, 64 cms.



SIS biopace
SLR 18 speed



SIS biopace
SLR 18 speed



TOURISTE

Budget tourer with full feature specification — 531 butted main tubes touring geometry frame — 18 speed Shimano Exage SIS indexed derailleurs — Biopace triple chainring — cantilever brakes — alloy 4-point fitting carrier — high strength ABS mudguards — Randonneur styled engraved alloy bar — anatomic saddle — micro adjust seat pillar — reflective 700 x 28C high grip tyres — two smaller frame sizes feature STT geometry to suit smaller male and lady riders.

Colour — Magnum Grey.

Sizes — 51, 54, 57, 60, 64 cms.

lightweight

INCHES TO CENTIMETRES CONVERSION TABLE

CMS.	48	49	50	51	52	53	54	55	56	57	58	59	60	61	62	63	64	65
INS.	19			20			21		22		23		24		25			

RECORD ACE MODERNE

FRAME Full 653 tube set, investment cast lugs and bottom bracket
FORK Investment cast crown, 653 blades
HEADSET Shimano Santé
WHEELS Rims - Alesa alloy, grey anodised
 Hubs - Shimano Santé
 Spokes - Stainless 14 gauge
 Tyres - 700 x 20C reflective
HANDLEBAR TTT Grand Prix, cushion tape
STEM TTT Record
BRAKES Shimano Santé aero levers with Q/R
DERAILLEUR Shimano Santé SIS indexed
CHAINSET Shimano Santé Biopace 52/42t
FREEWHEEL Cassette 7 speed 13-24t
PEDALS Shimano Ultegra Platform
SADDLE Selle Italia Turbo Special, Lycra
SEAT PIN Sakae alloy, micro adjust
OTHER Racing shoe cleats, inflator, toe clips and straps.
WEIGHT 10.2 kgs.

ROAD ACE SELECT

FRAME Full 531 C tube set, cast bottom bracket shell and seat lug
FORK Investment cast crown, 531 large oval blades
HEADSET Shimano 600 Ultegra alloy
WHEELS Rims - Alesa alloy, grey anodised
 Hubs - Shimano Ultegra Q/R
 Spokes - Stainless 14 gauge
 Tyres - 700 x 20C reflective
HANDLEBAR TTT Grand Prix, cushion tape
STEM TTT Record
BRAKES Shimano Ultegra, aero levers
DERAILLEUR Shimano Ultegra SIS
CHAINSET Shimano Ultegra 53/42t
FREEWHEEL Cassette 7 speed 12-21t
PEDALS Shimano Ultegra Platform
SADDLE Isca, suede leather
SEAT PIN Sakae alloy, micro adjust
OTHER Toe clips and straps, racing shoe cleats, inflator.
WEIGHT 10.3 kgs.

QUADRA II

FRAME 3 tubes 531 butted, training geometry
FORK Sloping crown, 531 blades
HEADSET Shimano 105
WHEELS Rims - Alesa alloy, grey anodised
 Hubs - Shimano 105 Q/R
 Spokes - Stainless 14 gauge
 Tyres - 700 x 20C reflective
HANDLEBAR Alloy, cushion tape
STEM SR custom alloy
BRAKES Shimano 105 SLR, aero levers
DERAILLEUR Shimano 105 SIS indexed
CHAINSET Shimano 105 Biopace 52/42t
FREEWHEEL Cassette 7 speed 13-24t
PEDALS Shimano PDT-100, dual format, alloy
SADDLE Isca Record Lycra
SEAT PIN SR alloy, micro adjust
OTHER Twin bottles, toe clips and straps, inflator.
WEIGHT 10.6 kgs.

DELTA

FRAME 3 tubes 531 butted, racing geometry
FORK Investment cast crown, 531 large oval blades
HEADSET Shimano 105
WHEELS Rims - Alesa alloy, grey anodised
 Hubs - Shimano 105 Q/R, colour
 Spokes - Stainless 14 gauge
 Tyres - 700 x 20C reflective
HANDLEBAR Alloy, cushion tape
STEM SR custom alloy
BRAKES Shimano 105 SLR, aero levers, colour
DERAILLEUR Shimano 105 SIS indexed, colour
CHAINSET Shimano 105 Biopace 52/42t, colour
FREEWHEEL Cassette 7 speed 13-24t
PEDALS Shimano 105
SADDLE Raleigh Lightweight Lycra
SEAT PIN SR alloy, micro adjust
OTHER Toe clips and straps, inflator.
WEIGHT 10.5 kgs.

ELIX

FRAME 3 tubes 531 butted, racing geometry
FORK Sloping crown, high tensile blades
HEADSET Shimano A450
WHEELS Rims - Alesa alloy, hollow section
 Hubs - Shimano A450 alloy Q/R
 Spokes - Stainless 14 gauge
 Tyres - 700 x 20C reflective
HANDLEBAR Alloy, cushion tape
STEM SR custom alloy
BRAKES Shimano A450 SLR, aero levers
DERAILLEUR Shimano A452 SIS indexed
CHAINSET Shimano A452 Biopace 52/42t
FREEWHEEL Cassette 7 speed 13-24t
PEDALS Shimano A450
SADDLE Raleigh Lightweight Lycra
SEAT PIN SR alloy, micro adjust
OTHER Toe clips and straps, inflator.
WEIGHT 10.7 kgs.

STRADA

FRAME 3 tubes 531 butted, training geometry
FORK Sloping crown, high tensile blades
HEADSET Shimano A450
WHEELS Rims - Alesa alloy, hollow section
 Hubs - Shimano alloy Q/R
 Spokes - Rustless 14 gauge
 Tyres - 700 x 20C reflective
HANDLEBAR Alloy, cushion tape
STEM SR custom alloy
BRAKES Shimano A350 SLR, aero levers
DERAILLEUR Shimano A350 SIS front and rear
CHAINSET Shimano A350 Biopace 52/42t
FREEWHEEL Cassette 6 speed 13-24t
PEDALS Shimano A450
SADDLE Raleigh Lightweight Lycra
SEAT PIN SR alloy, micro adjust
OTHER Toe clips and straps, inflator.
WEIGHT 11.1 kgs.

MOUNTAIN BIKES

AVANTI

FRAME Full Reynolds 531 tuberset, MTB geometry
FORK Brazed Unicrown, 531 blades
HEADSET Shimano Deore XT II
WHEELS Rims - Alesa hollow section, anodised
 Hubs - Shimano Deore XT II Q/R
 Spokes - Stainless 14 gauge
 Tyres - Panaracer Timbuk II 26 x 2
HANDLEBAR Cr-Mo swaged. Rubber grips
STEM Welded T-bone
BRAKES Shimano Deore XT II cantilever front and rear
DERAILLEUR Shimano Deore XT II
CHAINSET Shimano Deore XT II Biopace 48/38/28t
FREEWHEEL Cassette 7 speed Hyperglide 13-30t
PEDALS Shimano Deore XT II
SADDLE Isca anatomic "TOP" leather, loop spring
SEAT PIN Shimano Deore XT II
WEIGHT 13.5 kgs.

APPALACHIAN

FRAME MTB geometry, 531 butted main tubes
FORK Brazed unicrown, 531 blades
HEADSET Shimano Deore II
WHEELS Rims - Alesa hollow section, anodised
 Hubs - Shimano Deore II Q/R
 Spokes - Stainless 14 gauge
 Tyres - Panaracer Timbuk II 26 x 2
HANDLEBAR Mountain straight, swaged form.
 Rubber grips
STEM SR alloy, cable pulley
BRAKES Shimano Deore II cantilever.
DERAILLEUR Shimano Deore II
CHAINSET Shimano Deore II Biopace 48/38/28t
FREEWHEEL Cassette 7 speed Hyperglide 13-30t
PEDALS Shimano Deore II
SADDLE Isca anatomic suede leather, loop spring
SEAT PIN SR alloy, micro adjust
WEIGHT 13.6 kgs.

OZARK

FRAME MTB geometry, 531 butted main tubes
FORK Unicrown MIG welded
HEADSET Tange Unique "Loose-Proof"
WHEELS Rims - Alesa hollow section, anodised
 Hubs - Shimano M450/452 Q/R
 Spokes - Stainless 14 gauge
 Tyres - Panaracer Timbuk II 26 x 2
HANDLEBAR Mountain straight, swaged form.
 Rubber grips
STEM SR Alloy, cable pulley
BRAKES Shimano M454 cantilever front, M451 'U' brake rear
DERAILLEUR Shimano M452 SIS
CHAINSET Shimano M452 Biopace 48/38/28
FREEWHEEL Cassette 7 speed Hyperglide 13-30t
PEDALS Shimano M450
SADDLE Isca anatomic suede leather, loop spring
SEAT PIN SR alloy, micro adjust
WEIGHT 13.7 kgs.



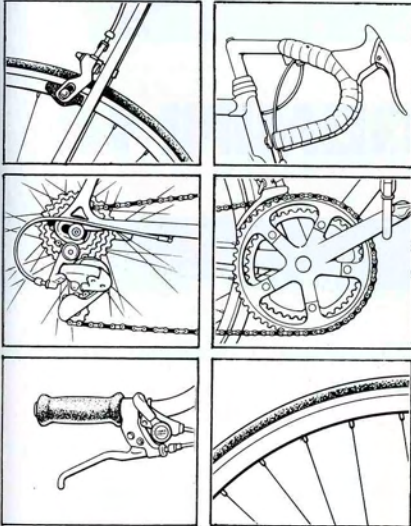
TOURING BIKES

WEIGHT CONVERSION TABLE

Raleigh Lightweight — prestige products designed and built by the Raleigh Special Products Division, source of world championship winning bicycles and centre for advanced product development.

Raleigh Lightweight, dedicated to

- no compromise design
- handcrafted finish
- custom styling
- quality component selection
- ultimate product performance



RANDONNEUR

FRAME Full 531 ST tube set, touring geometry, Shimano forged vertical drop outs

FORK Forged crown, 531 blades

HEADSET Shimano Deore

WHEELS Rims — Mavic M3CD, hard anodised
Hubs — Maillard 600CX, sealed, QR
Spokes — Stainless 14 gauge front, 13/14 single butted rear
Tyres — Michelin Select 700 x 28C reflective

HANDLEBAR Alloy engraved randonneur, suede finish cushion tape

STEM Sakae forged alloy

BRAKES Shimano SLR cantilever, Shimano hooded levers

DERAILLEUR Shimano Deore SIS indexed

CHAINSET Shimano Deore Biopace HP 48/38/28t

FREEWHEEL 6 speed Shimano 14-28t

PEDALS Shimano PDT-100 dual format, alloy

SADDLE Brooks Professional leather

SEAT PIN Sakae CTP-5 alloy micro adjust

OTHER Full mudguards, front low rider carrier, rear Jim Blackburn 4-point fixing alloy carrier, toe clips and straps, twin bottles, inflater, spare spokes.

FEATURES

WEIGHT 13.4 kgs.

ROYAL

FRAME Full 531 ST tube set, touring geometry, vertical drop outs

FORK Sloping crown, 531 blades

HEADSET Tange

WHEELS Rims — Alesa hollow section, anodised
Hubs — Shimano 105 Q/R
Spokes — Stainless 14 gauge
Tyres — 700 x 28C reflective

HANDLEBAR Alloy engraved randonneur, cushion tape

STEM Sakae custom light alloy

BRAKES Alloy cantilever, Weinmann levers

DERAILLEUR Shimano SIS indexed

CHAINSET Shimano Biopace 48/38/28t

FREEWHEEL Cassette 6 speed 14-28t

PEDALS MKS AR-3 touring, alloy

SADDLE Isca anatomic, leather covered

SEAT PIN SR alloy, micro adjust

OTHER Full mudguards, alloy rear carrier, toe clips and straps, inflater.

FEATURES

WEIGHT 13.2 kgs.

TOURISTE

FRAME 3 tubes 531 butted, touring geometry. 51 and 54 cms sizes feature short top tube frame design

FORK Sloping crown, high tensile blades

HEADSET Tange Unique X "Loose-Proof"

WHEELS Rims — Alesa alloy, hollow section
Hubs — Shimano Q/R front
Spokes — Rustless 14 gauge
Tyres — 700 x 28C reflective

HANDLEBAR Alloy engraved randonneur, cushion tape

STEM Sakae custom light alloy

BRAKES Alloy cantilever, Weinmann levers

DERAILLEUR Shimano M350 SIS

CHAINSET Shimano Biopace 48/38/28

FREEWHEEL Cassette 6 speed 14-28t

PEDALS MKS AR-3 touring, alloy

SADDLE Anatomic

SEAT PIN SR alloy, micro adjust

OTHER Full mudguards, alloy rear carrier, toe clips and straps, inflater.

FEATURES

WEIGHT 13.5 kgs.



GEMINI

GEMINI 6

FRAME 3 tubes 531 butted, touring geometry. Gents, Ladies Sportif

FORK Sloping crown, high tensile blades

HEADSET Tange Unique "Loose-Proof"

WHEELS Rims — hollow section alloy
Hubs — alloy, Q/R front
Spokes — Rustless 14 gauge
Tyres — 700 x 35C reflective

HANDLEBAR Semi raised

STEM Sakae alloy

BRAKES Cantilever, alloy levers

DERAILLEUR Indexed shift, handlebar control

CHAINSET Alloy cotterless 46 tooth with disc

FREEWHEEL 6 speed, 14-28 index

PEDALS Black resin

SADDLE Anatomic

SEAT PIN Sakae alloy, micro adjust

OTHER Full mudguards, alloy rear carrier, inflater.

FEATURES

WEIGHT 12.9 kgs.

GEMINI 18

FRAME 3 tubes 531 butted, touring geometry. Gents, Ladies Sportif

FORK Sloping crown, high tensile blades

HEADSET Tange Unique "Loose-Proof"

WHEELS Rims — hollow section, alloy
Hubs — Shimano alloy, Q/R front
Spokes — Rustless 14 gauge
Tyres — 700 x 35C reflective

HANDLEBAR Semi raised

STEM Sakae alloy

BRAKES Cantilever, with combined brake and gear levers

DERAILLEUR Exage M350 indexed, handlebar control

CHAINSET Exage M350 48/38/28 Biopace

FREEWHEEL Cassette 6 speed 14-28t

PEDALS Exage M350

SADDLE Anatomic

SEAT PIN Sakae alloy, micro adjust

OTHER Full mudguards, alloy rear carrier, inflater.

FEATURES

WEIGHT 13.8 kgs.

CHINOOK

FRAME MTB geometry, 531 butted main tubes

FORK Unicrown MIG welded

HEADSET Tange Unique "Loose-Proof"

WHEELS Rims — Alesa alloy, anodised
Hubs — Shimano alloy, front Q/R
Spokes — Rustless 14 gauge
Tyres — Skinside CST dual pressure 26 x 1.75

HANDLEBAR Mountain straight, swaged form. Rubber grips

STEM SR alloy

BRAKES Shimano M350 cantilever front, M450 "U" brake rear

DERAILLEUR Shimano M350 SIS

CHAINSET Shimano M350 Biopace 48/38/28t

FREEWHEEL Cassette 6 speed 14-28t

PEDALS Shimano M350

SADDLE Anatomic

SEAT PIN SR alloy, micro adjust

WEIGHT 13.9 kgs.

kg	lbs
9.5	21
10.0	22
10.5	23
11.0	24
11.5	25
12.0	26
12.5	27
13.0	28
13.5	29
14.0	30
14.5	31
15.0	32

GEMINI 6

City bike styling with Lightweight performance. Reynolds 531 butted main tubes frame — Shimano SIS indexed gearchange — powerful cantilever brakes — high strength hollow section alloy rims — 1.375 all weather tyres with safety reflective side stripe — full guards and alloy rear carrier.

Colour — Aquamarine highlight on White.

Sizes — Gents 54, 57, 60, 64 cms.
Ladies 48, 52, 56 cms.

lightweight



SIS biopace
SR 18 speed



SIS

6 speed



GEMINI 18

ATB equipment, CTB comfort. Reynolds 531 butted main tubes frame — Shimano indexed gears — 18 speed — Biopace chainrings — Q/R front wheel — cantilever brakes — alloy hollow section rims — 1.375 all weather tyres with reflective side stripe — full guards and rear carrier.

Colour — Charcoal highlight on White.
Sizes — Gents 54, 57, 60 cms. Ladies 48, 52, 56 cms.



This catalogue is one of a set available from your Raleigh dealer.



All the bicycles shown in this catalogue are available from your RALEIGH DEALER —

BAKERS CYCLES
RINGWOOD 473156
Sales Spares Repairs

RALEIGH RALEIGH INDUSTRIES LTD.,
NOTTINGHAM, NG7 2DD. ENGLAND.