


A world of choice for performance cyclists



Raleigh Special Products

ROAD

Titanium Road



Titanium MTB	16"	18"	19"	20"	22"
*Top tube	554mm	574mm	582mm	591mm	610mm
Seat angle	74°	73°	73°	73°	72°
Head angle	70.5°	71°	71°	71°	71.5°
Front centres	621mm	627mm	636mm	645mm	650mm
Rear centres	425.5mm	425.5mm	425.5mm	425.5mm	425.5mm
Seat centres	364mm	416mm	439mm	466mm	518mm
Bracket drop	31.75mm	31.75mm	31.75mm	31.75mm	31.75mm

* effective

Titanium Race	50cm	52cm	54cm	56cm	58cm	60cm	62cm
Top tube	520mm	530mm	543mm	555mm	565mm	575mm	590mm
Seat angle	75°	75°	74°	74°	73.5°	73°	73°
Head angle	71.5°	72°	73°	73.5°	73.5°	74°	74°
Front centres	586mm	590mm	584mm	588mm	593mm	593mm	608mm
Rear centres	400mm	400mm	405mm	405mm	405mm	405mm	405mm
Seat centres	485mm	505mm	525mm	545mm	565mm	585mm	605mm

MTB

Titanium MTB



853 Road



853 MTB	16"	18"	19"	20"	22"
*Top tube	554mm	574mm	582mm	591mm	610mm
Seat angle	74°	73°	73°	73°	72°
Head angle	70.5°	71°	71°	71°	71.5°
Front centres	621mm	627mm	636mm	645mm	650mm
Rear centres	425.5mm	425.5mm	425.5mm	425.5mm	425.5mm
Seat centres	364mm	416mm	439mm	466mm	518mm
Bracket drop	31.75mm	31.75mm	31.75mm	31.75mm	31.75mm

* effective

853 Race	50cm	52cm	54cm	56cm	58cm	60cm	62cm
Top tube	520mm	530mm	543mm	555mm	565mm	575mm	590mm
Seat angle	75°	75°	74°	74°	73.5°	73°	73°
Head angle	71.5°	72°	73°	73.5°	73.5°	74°	74°
Front centres	586mm	590mm	584mm	588mm	593mm	593mm	608mm
Rear centres	400mm	400mm	405mm	405mm	405mm	405mm	405mm
Seat centres	485mm	505mm	525mm	545mm	565mm	585mm	605mm

853 MTB



Optima Road



Optima MTB	16"	18"	20"	22"
*Top tube	554mm	574mm	591mm	610mm
Seat angle	74°	73°	73°	72°
Head angle	70.5°	71°	71°	71.5°
Front centres	621mm	627mm	645mm	650mm
Rear centres	425.5mm	425.5mm	425.5mm	425.5mm
Seat centres	364mm	416mm	466mm	518mm
Bracket drop	31.75mm	31.75mm	31.75mm	31.75mm

* effective

Optima Race	50cm	52cm	54cm	56cm	58cm	60cm	62cm
Top tube	520mm	530mm	545mm	560mm	570mm	580mm	595mm
Seat angle	75°	75°	74°	74°	73°	72°	72°
Head angle	71.5°	72°	72°	73°	73°	74°	74°
Front centres	581mm	588mm	595mm	600mm	600mm	590mm	605mm
Rear centres	405mm	405mm	405mm	410mm	410mm	415mm	415mm
Seat centres	485mm	505mm	525mm	545mm	565mm	585mm	605mm

Optima MTB



Gran Tour



Gran Tour	52cm	55cm	58cm	61cm	64cm
Top tube	535mm	550mm	565mm	580mm	585mm
Seat angle	74°	73°	73°	72°	72°
Head angle	71°	71°	72°	72°	72°
Front centres	610mm	610mm	615mm	620mm	625mm
Rear centres	437mm	437mm	437mm	437mm	437mm
Seat centres	500mm	525mm	555mm	585mm	615mm

Off-the-peg build information

RACE

Seat pin size:	Optima	27.2mm
	Reynolds 853	27.0mm
	Titanium	27.2mm
Headset size:	Optima	1"
	Reynolds 853	1"
	Titanium	1"
Front mech size:	Optima	28.6mm
	Reynolds 853	Direct fit
	Titanium	Direct fit

MTB

Seat pin size:	Optima	30.0mm
	Reynolds 853	30.0mm
	Titanium	30.0mm
Headset size:	Optima	1 1/8"
	Reynolds 853	1 1/8"
	Titanium	1 1/8"
Front mech size:	Optima	31.8mm or B/B fit
	Reynolds 853	34.9mm or B/B fit
	Titanium	34.9mm or B/B fit

Cyclo Cross



Custom Information

Developed and perfected with a race pedigree of impressive victories, Raleigh framesets have powered Team Raleigh and some of the world's best riders to 21 World Championships, 2 Olympic Gold's, the Tour de France, and a whole host of international and national triumphs.

Precision built from the most advanced materials. The ultimate 'feel' of Titanium. Strong and light weight Reynolds 853, and the responsive and fatigue resistant Optima cromoly.

For absolute perfection without compromise, the only choice is a custom built Raleigh frameset. Head straight for Raleigh's coveted made-to-measure service, where a unique frameset can be created to your individual proportions.

Whichever cycling discipline you are interested in, Raleigh Special Products will be able to meet your needs. Here are just a few examples of frame sets available:

**Road • MTB • Track • Time Trial
Triathlon • Cyclo-Cross • Touring**

Raleigh Special Products will also give you a variety of choice in standard tubesets, ranging from our own Optima, to Titanium. We also carry some specialist tubesets, such as the Dyna-Flite, developed specifically for Time Trial specials.

Contact your nearest Raleigh dealer to open up a world of choice.

Titanium Lo-Pro



Dyna-Flite T3



Titanium Track





Raleigh made-to-measure

To make a made-to-measure frame we need to know your own requirements. The two charts supplied help us to produce a frame to suit your needs. Fill in the details of either the geometry you require, or if you would rather let us design a frame around your body measurements, complete the ergonomics chart. Once you have completed either of the tables, take it to your Raleigh dealer for further information.

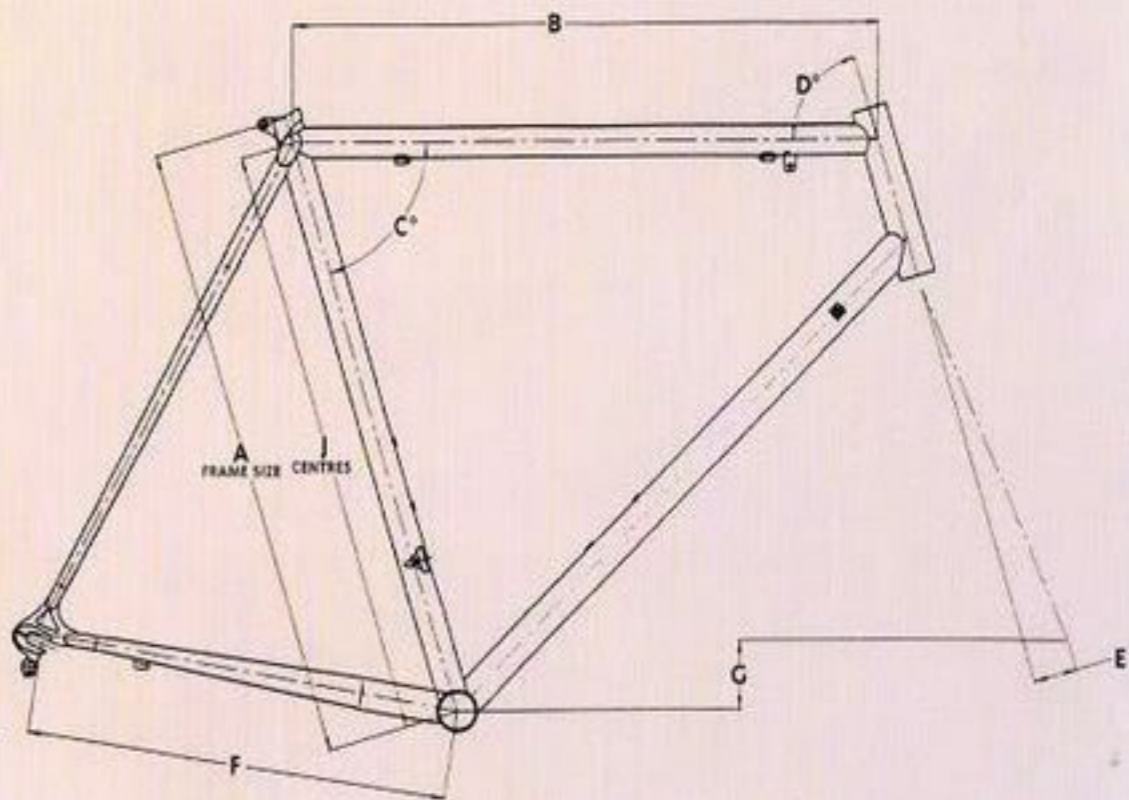
Dealer

Raleigh Special Products
 Raleigh Industries Limited, Nottingham NG7 2DD, England.
 WEB <http://www.raleighbikes.com>

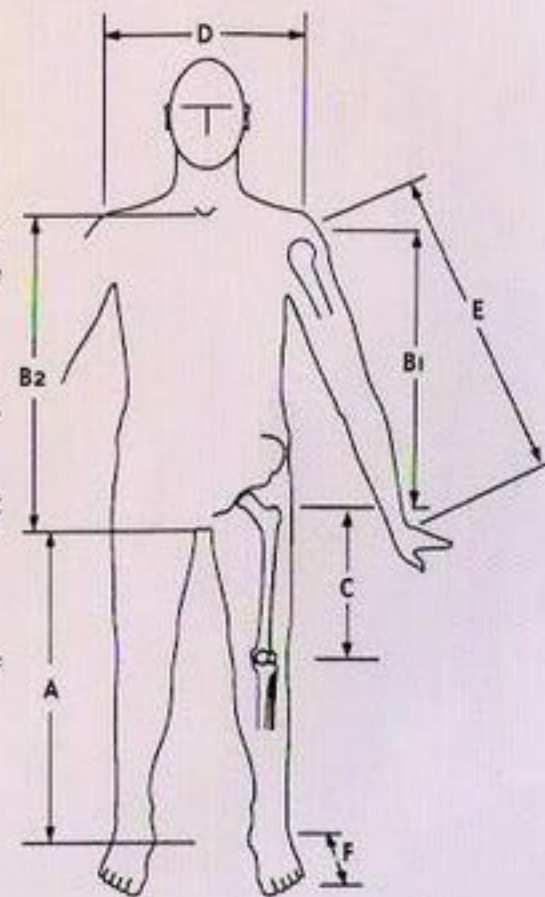
Colours printed in this catalogue are as near as possible to the manufactured Raleigh product. Due to our policy of continual improvement, product specification and appearance may change while this catalogue is still in use.

ISSUE DATE FEBRUARY 1997.

- Frame size 'A'
- Top tube length 'B'
- Seat tube angle 'C'
- Head angle 'D'
- Fork rake 'E'
- Rear centres 'F'
- Bracket drop 'G'
- Seat tube centres 'J'



- A = inside leg length**
Measure crotch to floor with feet parallel and 100mm apart.
- B1 = trunk length male**
Measure from the knobble on the top rear outside of the shoulder, to the top extremity of the femur, found by raising and lowering the leg with the rider erect.
- B2 = trunk length female**
Measure from the crotch to the indentation at the base of the thorax.
- C = thigh length**
Measure from the same knobble on the top of the femur to the pivot of the knee joint, found on the outside of the knee approximately 20mm behind the kneecap, found by flexing the knee.
- D = shoulder width**
Measure from the outside of the knobble on the top rear outside of the shoulders, with the shoulders relaxed.
- E = arm length to wrist**
Measure from the shoulder knobble to the wrist pivot.
- F = shoe size**



Raleigh 853 Road with Dura-Ace



Raleigh Titanium MTB with XTR



MTB custom options

Frame options

- A. Timet Titanium
- B. Reynolds 853

Fork options

- A. Rock Shox Judy SL
- B. Rock Shox Indy SL
- C. Spinner (Rigid)

Groupset options

- A. Simano XTR
- B. Shimano XT



Brake options

- A. Magura Race Line HS 22
- B. Groupset Shimano 'V' brakes

Standard equipment

Chris King No Threadset
Personalised graphics available

Tyre options

- Continental
- A. X-Country
- B. Double Fighter
- C. Navigator Pro
- D. Traction Pro



Rim options

- A. Mavic 217 SUP sunset
- B. Mavic 221 Gris Acier

Saddle options

- A. Bontrager RSP branded
- B. WTB SST cro-mo

Finishing kit options

- A. X-Lite (colour choice)
- B. RSP alloy

Gearset options

- A. ESP 900
- B. Groupset Shimano



Road custom options

Frame options

- A. Timet Titanium
- B. Reynolds 853
- C. Reynolds Optima

Groupset options

- A. Shimano Dura-Ace
- B. Shimano Ultegra
- C. Shimano 105



Wheel options

- A. CXP30 Deep section rims
- B. Mavic Reflex Blue

Tyres options

- A. Continental GP3000 700 x 23c
- B. Vittoria Tecno Twin Tread Green/Black 700 x 23c

Handlebars and Stem

- A. Cinelli Eubios bar with Grammo stem
- B. Cinelli Touch bar with XA stem

Standard equipment

San Marco Squadra saddle and X-Lite seat pin.
Personalised graphics available.

